



The SEAT Leon.

Pricing and specification list.



Contents.

03

Why easymove?

04

Pick your trim.

14

Pick your engine.

20

Pick your colour.

28

**Vehicle
excise duty.**

28

**Fuel consumption
and CO₂.**

29

**Benefit in
kind tax.**

30

Technology.

21

Equipment.

27

Option prices.

31

Technical data.

41

**Warranties &
service plans.**

Why **easy**move?

We've made it really simple to pick the SEAT Leon that's right for you. There are seven individual trims, each with their own unique equipment and appeal.

1 Pick the trim that sounds like your kind of car.

2 Choose the engine that suits you.

3 Personalise your Leon with your favourite colour.

And that's it. It couldn't be easier to do your thing.



1. Pick your trim.



01. Leon SE.
The Essential One.

02. Leon SE Dynamic.
The Connected One.

03. Leon FR.
The Stylish One.

04. Leon FR Black Edition.
The Sporty One.

1. Pick your trim.



05. Leon XCELLENCE.

The Indulgent One.

06. Leon XCELLENCE Lux.

The Luxury One.

07. Leon CUPRA and Leon CUPRA Lux.

A Powerful Finish.

Leon SE.

The Essential One.

From £18,590*

Equipped with an essential 8" media system plus, your Leon is ready for your favourite tracks and ready to navigate you to where you need to be. Full Link technology ensures maximum connectivity between the car and your phone, to keep you in touch on the move. And while cruise control keeps you at a constant speed, halogen headlights and Daytime Running Lights means you're ready to see and be seen.

Standard equipment for the SE trim

Wheels & tyres

- 16" 'Design' alloy wheels 30/2 with 205/55 R16 91V tyres

Exterior equipment

- Door mirrors (electrically adjustable and heated)
- Door mirrors with integrated LED indicators (body coloured)
- Front fog lights (halogen) with cornering function and rear fog light
- Halogen headlights with LED Daytime Running Lights (DRLs)
- Metallic paint

Infotainment

- Full Link smartphone integration (MirrorLink, Apple CarPlay and Google Android Auto) with USB cable for Apple & Android compatibility
- Media system plus: 8.0" smart touch display, four USB ports, CD player, eight speakers, voice control, DAB (Digital Audio Broadcasting), Bluetooth® audio streaming and handsfree system, steering wheel-mounted audio and phone controls

Seats & trim

- Driver and passenger seat height-adjustment
- Driver's seat lumbar adjustment
- Front seat with back storage pockets
- Leather steering wheel and gear knob

Functional & mechanical

- Air conditioning
- Cruise control
- Electric front and rear windows
- Electric parking brake including Autohold function

Safety & security

- ABS and Traction Control System (TCS), Electronic Stability Control (ESC) and electronic differential lock system (XDS)
- Driver and passenger airbags with front passenger airbag de-activation, front side, curtain airbags and driver knee airbag
- Front assist with pedestrian protection
- ISOFIX points in outer rear seats with top tether anchorage points
- Multi-collision braking system
- Seat belt reminder for front seats

01. 16" 'Design' alloy wheels.

02. Tresil cloth.



Model shown: Leon SE in Nevada White metallic paint.



*Price is for Leon 5dr SE 1.0 TSI 115PS.

Leon SE Dynamic.

The Connected One.

From £19,355*

17" 'Dynamic' alloy wheels ensures a smart street presence, while clever Full Link technology keeps you connected to your smartphone's features. With an onboard navigation system, cruise control and front and rear parking sensors, you're ready for the road and fully connected to the world around you.

In addition to the SE trim

Wheels & tyres

- 17" 'Dynamic' alloy wheels 30/3 with 225/45 R17 91W tyres

Exterior equipment

- Dark tinted rear windows

Infotainment

- Navigation system: 3D map display, high resolution colour driver's display, two SD card slots


Functional & mechanical

- Parking sensors (front and rear)

*Price is for Leon 5dr SE Dynamic 1.0 TSI 115PS.



Model shown: Leon SE Dynamic in Mystery Blue metallic paint.



01. 17" 'Dynamic' alloy wheels.

02. Tresil cloth.

Leon FR.

The Stylish One.

From £21,875*

Ready to take the wheel in style? 17" 'Dynamic' alloy wheels and full LED headlights lend an elegant touch to the exterior, while sports seats and dual-zone climate control keep things cool in the interior.

In addition to the SE Dynamic trim

Wheels & tyres

- 17" 'Dynamic' alloy wheels 30/2 with 225/45 R17 91W tyres

Exterior equipment

- Door mirrors (electrically folding)
- Exclusive FR front and rear bumpers
- Full LED headlights: LED headlights (dipped and mainbeam), LED Daytime Running Lights (DRLs), LED rear taillights, LED licence plate lights, front fog lights (LED) and rear fog light
- Visible twin exhaust pipes

Interior equipment

- Ambient lighting (multi-coloured)
- LED illumination pack: LED lights for reading lights (front and rear) with ambient spots, centre console lights

Seats & trim

- Front passenger's seat lumbar adjustment
- Front sport seats in cloth
- Illuminated aluminium front door sill with trim logo
- Leather steering wheel (flat bottomed, perforated with red stitching and FR logo) and leather gear knob

Functional & mechanical

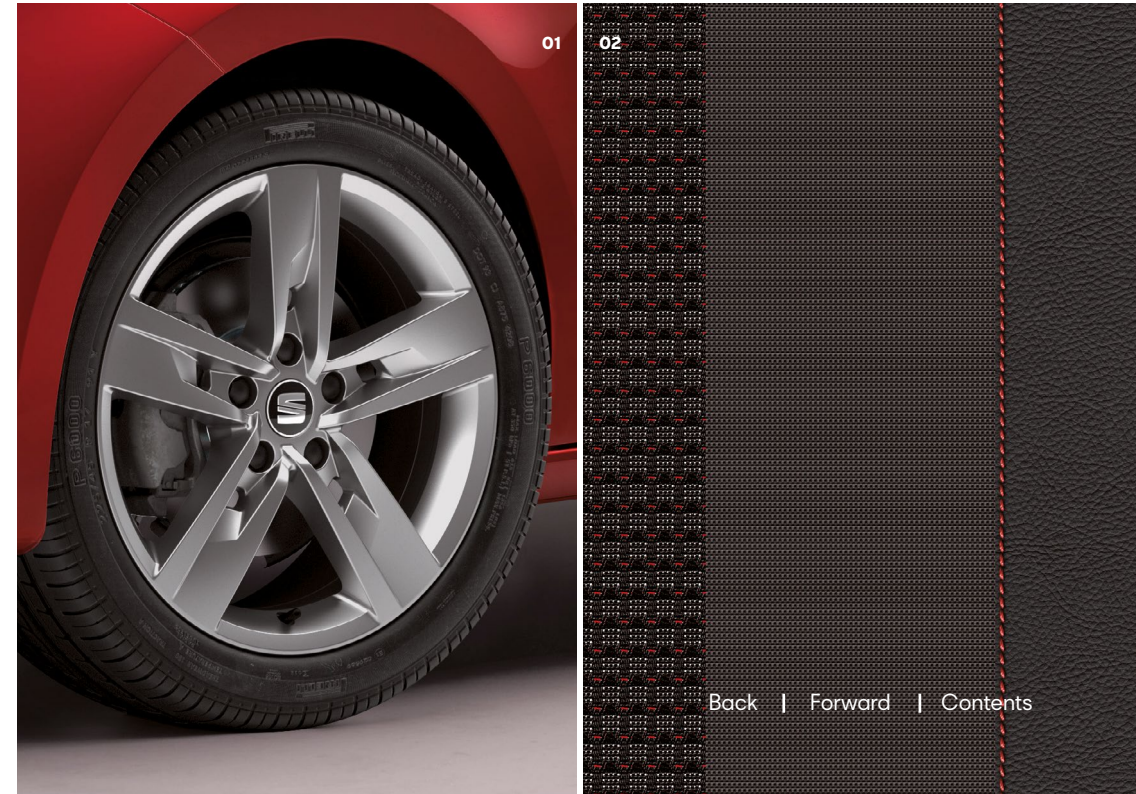
- Convenience pack plus: Rain-sensing wipers, auto-headlights with coming & leaving home function, auto-dimming rear view mirror
- Dual-zone climate control
- SEAT drive profile: Four different modes (Normal, Sport, Eco, Individual), throttle response, gear shifts mode (DSG models only)
- Steering wheel-mounted gearshift paddles (DSG models only)
- Suspension (sport)

01. 17" 'Dynamic' alloy wheels.

02. Techny Black cloth.



Model shown: Leon FR in Desire Red metallic paint.



*Price is for Leon 5dr FR 1.5 TSI EVO 130PS.

Leon FR Black Edition.

The Sporty One.

From £23,085*

Make your presence felt with 18" 'Performance' Matte Black alloys and microsuede upholstery. A driver-focused digital cockpit responds clearly to your every input.

In addition to the FR trim

Wheels & tyres

- 18" 'Performance' Matte Black wheels 30/2 with 225/40 R18 92Y tyres

Exterior equipment

- Door mirrors with integrated LED indicators (Matte Black)
- Front grille frame in Matte Black
- Roof rails (black) (Estate only)

Infotainment

- Digital cockpit

Interior equipment

- Storage compartment under driver and passenger seat

Seats & trim

- Black interior roof
- Front sports seats in microsuede

Functional & mechanical

- Winter pack: Heated front seats, headlight washers, heated washer nozzles

Optional

18" Sport Black alloy wheels [see page 27]




01. 18" 'Performance' Matte Black alloy wheels.

02. Black microsuede sports seats with red stitching.

*Price is for Leon 5dr FR Black Edition 1.5 TSI EVO 130PS.



Model shown: Leon FR Black Edition in Mystery Blue metallic paint.



01

02

Leon XCELLENCE.

The Indulgent One.

From £24,565*

Indulge yourself with Adaptive Cruise Control that automatically adjusts the distance between you and the car in front. Then there's a rear view camera, along with the convenience pack which includes automatic wipers and headlights, plus electrically folding door mirrors. With heated front seats and washer nozzles also as standard with the Winter pack, you're more than comfortable – whatever the weather.

In addition to the SE Dynamic trim

Wheels & tyres

- 17" 'Dynamic' alloy wheels 30/1 with 225/45 R17 91W tyres

Exterior equipment

- Door mirrors (electrically folding)
- Front grille with hotstamping
- Full LED headlights: LED headlights (dipped and mainbeam), LED Daytime Running Lights (DRLs), LED rear taillights, LED licence plate lights, front fog lights (LED) and rear fog light
- Visible twin exhaust pipes
- Window trim (chrome)

Interior equipment

- Ambient lighting (multi-coloured)
- Storage compartment under driver and passenger seat
- LED illumination pack: LED lights for reading lights (front and rear) with ambient spots, centre console lights

Seats & trim

- Front passenger's seat lumbar adjustment
- Front sport seats in leather
- Illuminated aluminium front door sill with trim logo
- Leather steering wheel with XCELLENCE logo and leather gear knob

Functional & mechanical

- Adaptive Cruise Control (ACC)
- Convenience pack: Rain-sensing wipers, auto-headlights with coming & leaving home function, auto-dimming rear view mirror
- Dual-zone climate control
- KESSY (Keyless entry & go) and wireless phone charger
- Rear view camera
- Winter pack: Heated front seats, headlight washers, heated washer nozzles

01. 17" 'Dynamic' alloy wheels.

02. Black leather sports seats with grey stitching.



Model shown: Leon XCELLENCE in Magnetic Grey metallic paint.



*Price is for Leon 5dr XCELLENCE 1.5 TSI EVO 130PS.

Leon XCELLENCE Lux.

The Luxury One.

From £25,390*

Get a taste of the easy life with a wealth of features from the driver assistance pack & safety pack, boasting clever tech such as lane assist – not forgetting heated washer nozzles and heated front seats of the winter pack to warm you up on chilly mornings, so your Leon is as ready as you are.

In addition to the XCELLENCE trim

Wheels & tyres

- 17" 'Dynamic' machined Atom Grey alloy wheels 30/4 with 225/45 R17 91W tyres

Infotainment

- Digital cockpit

Functional & mechanical

- Driving assistance pack: High beam assist & lane assist and traffic sign recognition
- Safety pack: Tiredness recognition system and seat belt reminder for rear seats

*Price is for Leon 5dr XCELLENCE Lux 1.5 TSI EVO 130PS.



Model shown: Leon XCELLENCE Lux in Magnetic Grey metallic paint.



- 01.** 17" 'Dynamic' machined Atom Grey alloy wheels.
- 02.** Black leather sports seats with grey stitching.

Leon CUPRA.

A Powerful Finish.

From £29,995*

CUPRA means an exceptional driving experience. From increased power to a striking appearance, every moment behind the wheel becomes memorable. Available for 5dr and Estate models.

In addition to the FR trim

Wheels & tyres

- 19" 'CUPRA' machined alloy wheels 30/2 with 235/35 R19 91Y tyres

Exterior equipment

- Black brake callipers (front and rear) with CUPRA logo
- Door mirrors with integrated LED indicators (Gloss Black)
- Exclusive CUPRA front and rear bumpers
- Front grille frame in glossy black
- Visual dual exhaust pipes (both sides)

Infotainment

- Digital cockpit

Interior equipment

- Aluminium pedals

Seats & trim

- Black interior roof
- Front sport seats in microsuede
- Leather steering wheel (flat bottomed, perforated with white stitching and CUPRA logo) and leather gear knob

Functional & mechanical

- ESC switch off key
- SEAT drive profile CUPRA: Four different modes (Normal, Sport, CUPRA, Individual), throttle response, gear shifts mode (only DSG Models), sound actuator, Dynamic Chassis Control (DCC) and progressive steering

Safety and security

- ABS and Traction Control System (TCS), Electronic Stability Control (ESC) and front differential lock system


01. 19" 'CUPRA' machined alloy wheels.

02. Black microsuede sports seats with grey stitching.

*Price is for Leon 5dr CUPRA 2.0 TSI DSG-auto 290PS.



Model shown: Leon CUPRA in Urban Silver metallic paint.



Leon CUPRA Lux.

A Powerful Finish.

From £31,360*

CUPRA means an exceptional driving experience. From increased power to a striking appearance, every moment behind the wheel becomes memorable. Available for 5dr and Estate models.

In addition to the CUPRA trim

Seats & trim

- Front bucket seats in microsuede (heated)

Functional & mechanical

- Adaptive Cruise Control (ACC)
- KESSY (Keyless entry & go) and wireless phone charger
- Safety pack: Tiredness recognition system, seat belt reminder for rear seats

*Price is for Leon 5dr CUPRA Lux 2.0 TSI DSG-auto 290PS.



Model shown: Leon CUPRA Lux in Urban Silver metallic paint.



2. Pick your engine.

	Derivative	Fuel	CO ₂ g/km	Combined mpg	Insurance group (1-50)	BIK 2019/20	Basic price	VAT @ 20%	Retail price (P11D value)	1st Year RFL Rate 2019/20	1st reg fee 2019/20	Recommended On The Road Price
5dr SE	1.0 TSI 115PS	P	107	45.6-52.3	13E	25%	£15,320.83	£3,064.17	£18,385.00	£150.00	£55.00	£18,590.00
	1.5 TSI EVO 130PS	P	110	45.6-47.9	14E	26%	£15,654.17	£3,130.83	£18,785.00	£150.00	£55.00	£18,990.00
	1.6 TDI 115PS	D	109	53.3-57.6	13E	29%	£16,479.17	£3,295.83	£19,775.00	£170.00	£55.00	£20,000.00
	2.0 TDI 150PS	D	113	51.4-56.5	19E	30%	£17,454.17	£3,490.83	£20,945.00	£210.00	£55.00	£21,210.00
	2.0 TDI DSG-auto 150PS	D	112	48.7-57.6	19E	30%	£18,579.17	£3,715.83	£22,295.00	£210.00	£55.00	£22,560.00
5dr SE Dynamic	1.0 TSI 115PS	P	110	45.6-49.6	13E	26%	£15,958.33	£3,191.67	£19,150.00	£150.00	£55.00	£19,355.00
	1.5 TSI EVO 130PS	P	112	45.6-46.3	14E	26%	£16,291.67	£3,258.33	£19,550.00	£170.00	£55.00	£19,775.00
	1.6 TDI 115PS	D	111	53.3-55.4	13E	30%	£17,116.67	£3,423.33	£20,540.00	£210.00	£55.00	£20,805.00
	2.0 TDI 150PS	D	115	51.4-54.3	20E	31%	£18,091.67	£3,618.33	£21,710.00	£210.00	£55.00	£21,975.00
	2.0 TDI DSG-auto 150PS	D	115	48.7-55.4	19E	31%	£19,216.67	£3,843.33	£23,060.00	£210.00	£55.00	£23,325.00

The Recommended 'On The Road' price includes delivery charge to Dealer and number plates, one year's Road Fund Licence at the 1st year rate (£0 – £2,135 depending on the CO₂ output of the vehicle), and the new vehicle registration fee (£55). VAT is calculated at 20.0%. SEAT may change RRP's at any time (this includes where there are government changes in regulation and/or legislation). There may be a delay to any RRP displaying correctly on our materials. Always obtain prices from your chosen SEAT Dealer. Figures shown are for comparability purposes; only compare fuel consumption and CO₂ figures with other vehicles tested to the same technical procedures. These figures may not reflect real life driving results, which will depend on a number of factors including the accessories fitted (post-registration), variations in weather, driving styles and vehicle load. There is a new test used for fuel consumption and CO₂ figures (known as WLTP). The CO₂ figures shown however, are based on a calculation designed to be equivalent to the outgoing (NEDC) test cycle and will be used to calculate vehicle tax on first registration. For more information, please see www.seat.co.uk/wltp or consult your Dealer. Data correct at 06/08/2019.

2. Pick your engine.

	Derivative	Fuel	CO ₂ g/km	Combined mpg	Insurance group (1-50)	BIK 2019/20	Basic price	VAT @ 20%	Retail price (P11D value)	1st Year RFL Rate 2019/20	1st reg fee 2019/20	Recommended On The Road Price
5dr FR	1.5 TSI EVO 130PS	P	112	45.6-46.3	15E	26%	£18,041.67	£3,608.33	£21,650.00	£170.00	£55.00	£21,875.00
	1.5 TSI EVO 150PS	P	112	44.1-47.9	19E	26%	£19,387.50	£3,877.50	£23,265.00	£170.00	£55.00	£23,490.00
	1.5 TSI EVO DSG-auto 150PS	P	116	41.5-44.8	19E	27%	£20,512.50	£4,102.50	£24,615.00	£170.00	£55.00	£24,840.00
	2.0 TDI 150PS	D	115	51.4-55.4	21E	31%	£20,783.33	£4,156.67	£24,940.00	£210.00	£55.00	£25,205.00
	2.0 TDI DSG-auto 150PS	D	115	48.7-56.5	20E	31%	£21,908.33	£4,381.67	£26,290.00	£210.00	£55.00	£26,555.00
5dr FR Black Edition	1.5 TSI EVO 130PS	P	115	45.6-44.8	16E	27%	£19,050.00	£3,810.00	£22,860.00	£170.00	£55.00	£23,085.00
	1.5 TSI EVO 150PS	P	114	44.1-47.1	19E	26%	£20,395.83	£4,079.17	£24,475.00	£170.00	£55.00	£24,700.00
	1.5 TSI EVO DSG-auto 150PS	P	117	41.5-43.5	19E	27%	£21,520.83	£4,304.17	£25,825.00	£170.00	£55.00	£26,050.00
	2.0 TDI 150PS	D	117	51.4-54.3	21E	31%	£21,791.67	£4,358.33	£26,150.00	£210.00	£55.00	£26,415.00
	2.0 TDI DSG-auto 150PS	D	118	48.7-54.3	21E	31%	£22,916.67	£4,583.33	£27,500.00	£210.00	£55.00	£27,765.00

The Recommended 'On The Road' price includes delivery charge to Dealer and number plates, one year's Road Fund Licence at the 1st year rate (£0 – £2,135 depending on the CO₂ output of the vehicle), and the new vehicle registration fee (£55). VAT is calculated at 20.0%. SEAT may change RRP's at any time (this includes where there are government changes in regulation and/or legislation). There may be a delay to any RRP displaying correctly on our materials. Always obtain prices from your chosen SEAT Dealer. Figures shown are for comparability purposes; only compare fuel consumption and CO₂ figures with other vehicles tested to the same technical procedures. These figures may not reflect real life driving results, which will depend on a number of factors including the accessories fitted (post-registration), variations in weather, driving styles and vehicle load. There is a new test used for fuel consumption and CO₂ figures (known as WLTP). The CO₂ figures shown however, are based on a calculation designed to be equivalent to the outgoing (NEDC) test cycle and will be used to calculate vehicle tax on first registration. For more information, please see www.seat.co.uk/wltp or consult your Dealer. Data correct at 06/08/2019.

2. Pick your engine.

	Derivative	Fuel	CO ₂ g/km	Combined mpg	Insurance group (1-50)	BIK 2019/20	Basic price	VAT @ 20%	Retail price (P11D value)	1st Year RFL Rate 2019/20	1st reg fee 2019/20	Recommended On The Road Price
5dr XCELLENCE	1.5 TSI EVO 130PS	P	112	45.6	16E	26%	£20,283.33	£4,056.67	£24,340.00	£170.00	£55.00	£24,565.00
	1.5 TSI EVO 150PS	P	112	44.1-47.1	19E	26%	£20,720.83	£4,144.17	£24,865.00	£170.00	£55.00	£25,090.00
	1.5 TSI EVO DSG-auto 150PS	P	116	41.5-44.1	19E	27%	£21,845.83	£4,369.17	£26,215.00	£170.00	£55.00	£26,440.00
	2.0 TDI 150PS	D	115	51.4-54.3	21E	31%	£22,116.67	£4,423.33	£26,540.00	£210.00	£55.00	£26,805.00
	2.0 TDI DSG-auto 150PS	D	115	48.7-55.4	21E	31%	£23,241.67	£4,648.33	£27,890.00	£210.00	£55.00	£28,155.00
5dr XCELLENCE Lux	1.5 TSI EVO 130PS	P	112	45.6-46.3	16E	26%	£20,970.83	£4,194.17	£25,165.00	£170.00	£55.00	£25,390.00
	1.5 TSI EVO 150PS	P	112	44.1-47.9	19E	26%	£21,408.33	£4,281.67	£25,690.00	£170.00	£55.00	£25,915.00
	1.5 TSI EVO DSG-auto 150PS	P	116	41.5-44.1	19E	27%	£22,533.33	£4,506.67	£27,040.00	£170.00	£55.00	£27,265.00
	2.0 TDI 150PS	D	115	51.4-55.4	21E	31%	£22,804.17	£4,560.83	£27,365.00	£210.00	£55.00	£27,630.00
	2.0 TDI DSG-auto 150PS	D	115	48.7-55.4	21E	31%	£23,929.17	£4,785.83	£28,715.00	£210.00	£55.00	£28,980.00
5dr CUPRA 290	2.0 TSI DSG-auto 290PS	P	149	35.8-38.7	26E	33%	£24,775.00	£4,955.00	£29,730.00	£210.00	£55.00	£29,995.00
5dr CUPRA Lux	2.0 TSI DSG-auto 290PS	P	149	35.8-38.7	26E	33%	£25,912.50	£5,182.50	£31,095.00	£210.00	£55.00	£31,360.00

The Recommended 'On The Road' price includes delivery charge to Dealer and number plates, one year's Road Fund Licence at the 1st year rate (£0 – £2,135 depending on the CO₂ output of the vehicle), and the new vehicle registration fee (£55). VAT is calculated at 20.0%. SEAT may change RRP's at any time (this includes where there are government changes in regulation and/or legislation). There may be a delay to any RRP displaying correctly on our materials. Always obtain prices from your chosen SEAT Dealer. Figures shown are for comparability purposes; only compare fuel consumption and CO₂ figures with other vehicles tested to the same technical procedures. These figures may not reflect real life driving results, which will depend on a number of factors including the accessories fitted (post-registration), variations in weather, driving styles and vehicle load. There is a new test used for fuel consumption and CO₂ figures (known as WLTP). The CO₂ figures shown however, are based on a calculation designed to be equivalent to the outgoing (NEDC) test cycle and will be used to calculate vehicle tax on first registration. For more information, please see www.seat.co.uk/wltp or consult your Dealer. Data correct at 06/08/2019.

2. Pick your engine.

	Derivative	Fuel	CO ₂ g/km	Combined mpg	Insurance group (1-50)	BIK 2019/20	Basic price	VAT @ 20%	Retail price (P11D value)	1st Year RFL Rate 2019/20	1st reg fee 2019/20	Recommended On The Road Price
Estate SE	1.0 TSI 115PS	P	107	44.8-50.4	13E	25%	£16,150.00	£3,230.00	£19,380.00	£150.00	£55.00	£19,585.00
	1.5 TSI EVO 130PS	P	110	45.6-47.9	14E	26%	£16,483.33	£3,296.67	£19,780.00	£150.00	£55.00	£19,985.00
	1.6 TDI 115PS	D	109	53.3-57.6	12E	29%	£17,308.33	£3,461.67	£20,770.00	£170.00	£55.00	£20,995.00
	2.0 TDI 150PS	D	111	51.4-56.5	19E	30%	£18,283.33	£3,656.67	£21,940.00	£210.00	£55.00	£22,205.00
	2.0 TDI DSG-auto 150PS	D	115	49.6-55.4	19E	31%	£19,408.33	£3,881.67	£23,290.00	£210.00	£55.00	£23,555.00
Estate SE Dynamic	1.0 TSI 115PS	P	110	44.8-47.9	13E	26%	£16,787.50	£3,357.50	£20,145.00	£150.00	£55.00	£20,350.00
	1.5 TSI EVO 130PS	P	112	45.6-46.3	14E	26%	£17,120.83	£3,424.17	£20,545.00	£170.00	£55.00	£20,770.00
	1.6 TDI 115PS	D	111	53.3-55.4	13E	30%	£17,945.83	£3,589.17	£21,535.00	£210.00	£55.00	£21,800.00
	2.0 TDI 150PS	D	113	51.4-54.3	20E	30%	£18,920.83	£3,784.17	£22,705.00	£210.00	£55.00	£22,970.00
	2.0 TDI DSG-auto 150PS	D	117	49.6-54.3	19E	31%	£20,045.83	£4,009.17	£24,055.00	£210.00	£55.00	£24,320.00

The Recommended 'On The Road' price includes delivery charge to Dealer and number plates, one year's Road Fund Licence at the 1st year rate (£0 – £2,135 depending on the CO₂ output of the vehicle), and the new vehicle registration fee (£55). VAT is calculated at 20.0%. SEAT may change RRP's at any time (this includes where there are government changes in regulation and/or legislation). There may be a delay to any RRP displaying correctly on our materials. Always obtain prices from your chosen SEAT Dealer. Figures shown are for comparability purposes; only compare fuel consumption and CO₂ figures with other vehicles tested to the same technical procedures. These figures may not reflect real life driving results, which will depend on a number of factors including the accessories fitted (post-registration), variations in weather, driving styles and vehicle load. There is a new test used for fuel consumption and CO₂ figures (known as WLTP). The CO₂ figures shown however, are based on a calculation designed to be equivalent to the outgoing (NEDC) test cycle and will be used to calculate vehicle tax on first registration. For more information, please see www.seat.co.uk/wltp or consult your Dealer. Data correct at 06/08/2019.

2. Pick your engine.

	Derivative	Fuel	CO ₂ g/km	Combined mpg	Insurance group (1-50)	BIK 2019/20	Basic price	VAT @ 20%	Retail price (P11D value)	1st Year RFL Rate 2019/20	1st reg fee 2019/20	Recommended On The Road Price
Estate FR	1.5 TSI EVO 130PS	P	112	45.6-46.3	15E	26%	£18,870.83	£3,774.17	£22,645.00	£170.00	£55.00	£22,870.00
	1.5 TSI EVO 150PS	P	112	44.1-48.7	19E	26%	£20,216.67	£4,043.33	£24,260.00	£170.00	£55.00	£24,485.00
	1.5 TSI EVO DSG-auto 150PS	P	116	41.5-44.8	19E	27%	£21,341.67	£4,268.33	£25,610.00	£170.00	£55.00	£25,835.00
	2.0 TDI 150PS	D	113	51.4-55.4	21E	30%	£21,612.50	£4,322.50	£25,935.00	£210.00	£55.00	£26,200.00
	2.0 TDI DSG-auto 150PS	D	117	49.6-54.3	20E	31%	£22,737.50	£4,547.50	£27,285.00	£210.00	£55.00	£27,550.00
Estate FR Black Edition	1.5 TSI EVO 130PS	P	115	45.6-44.8	16E	27%	£19,879.17	£3,975.83	£23,855.00	£170.00	£55.00	£24,080.00
	1.5 TSI EVO 150PS	P	114	44.1-46.3	19E	26%	£21,225.00	£4,245.00	£25,470.00	£170.00	£55.00	£25,695.00
	1.5 TSI EVO DSG-auto 150PS	P	117	41.5-43.5	19E	27%	£22,350.00	£4,470.00	£26,820.00	£170.00	£55.00	£27,045.00
	2.0 TDI 150PS	D	114	51.4-54.3	21E	30%	£22,620.83	£4,524.17	£27,145.00	£210.00	£55.00	£27,410.00
	2.0 TDI DSG-auto 150PS	D	120	49.6-53.3	21E	32%	£23,745.83	£4,749.17	£28,495.00	£210.00	£55.00	£28,760.00

The Recommended 'On The Road' price includes delivery charge to Dealer and number plates, one year's Road Fund Licence at the 1st year rate (£0 – £2,135 depending on the CO₂ output of the vehicle), and the new vehicle registration fee (£55). VAT is calculated at 20.0%. SEAT may change RRP's at any time (this includes where there are government changes in regulation and/or legislation). There may be a delay to any RRP displaying correctly on our materials. Always obtain prices from your chosen SEAT Dealer. Figures shown are for comparability purposes; only compare fuel consumption and CO₂ figures with other vehicles tested to the same technical procedures. These figures may not reflect real life driving results, which will depend on a number of factors including the accessories fitted (post-registration), variations in weather, driving styles and vehicle load. There is a new test used for fuel consumption and CO₂ figures (known as WLTP). The CO₂ figures shown however, are based on a calculation designed to be equivalent to the outgoing (NEDC) test cycle and will be used to calculate vehicle tax on first registration. For more information, please see www.seat.co.uk/wltp or consult your Dealer. Data correct at 06/08/2019.

2. Pick your engine.

	Derivative	Fuel	CO ₂ g/km	Combined mpg	Insurance group (1-50)	BIK 2019/20	Basic price	VAT @ 20%	Retail price (P11D value)	1st Year RFL Rate 2019/20	1st reg fee 2019/20	Recommended On The Road Price
Estate XCELLENCE	1.5 TSI EVO 130PS	P	112	45.6	16E	26%	£21,112.50	£4,222.50	£25,335.00	£170.00	£55.00	£25,560.00
	1.5 TSI EVO 150PS	P	112	44.1-47.9	19E	26%	£21,550.00	£4,310.00	£25,860.00	£170.00	£55.00	£26,085.00
	1.5 TSI EVO DSG-auto 150PS	P	116	41.5-44.1	19E	27%	£22,675.00	£4,535.00	£27,210.00	£170.00	£55.00	£27,435.00
	2.0 TDI 150PS	D	113	51.4-55.4	21E	30%	£22,945.83	£4,589.17	£27,535.00	£210.00	£55.00	£27,800.00
	2.0 TDI DSG-auto 150PS	D	117	49.6-54.3	21E	31%	£24,070.83	£4,814.17	£28,885.00	£210.00	£55.00	£29,150.00
Estate XCELLENCE Lux	1.5 TSI EVO 130PS	P	112	45.6	16E	26%	£21,800.00	£4,360.00	£26,160.00	£170.00	£55.00	£26,385.00
	1.5 TSI EVO 150PS	P	112	44.1-47.9	19E	26%	£22,237.50	£4,447.50	£26,685.00	£170.00	£55.00	£26,910.00
	1.5 TSI EVO DSG-auto 150PS	P	116	41.5-44.1	19E	27%	£23,362.50	£4,672.50	£28,035.00	£170.00	£55.00	£28,260.00
	2.0 TDI 150PS	D	113	51.4-55.4	21E	30%	£23,633.33	£4,726.67	£28,360.00	£210.00	£55.00	£28,625.00
	2.0 TDI DSG-auto 150PS	D	117	49.6-54.3	21E	31%	£24,758.33	£4,951.67	£29,710.00	£210.00	£55.00	£29,975.00
Estate CUPRA 300	2.0 TSI DSG-auto 4Drive 300PS	P	161	32.1-33.6	35E	36%	£27,341.67	£5,468.33	£32,810.00	£530.00	£55.00	£33,395.00
Estate CUPRA 300 Lux	2.0 TSI DSG-auto 4Drive 300PS	P	161	32.1-33.6	35E	36%	£28,479.17	£5,695.83	£34,175.00	£530.00	£55.00	£34,760.00

The Recommended 'On The Road' price includes delivery charge to Dealer and number plates, one year's Road Fund Licence at the 1st year rate (£0 – £2,135 depending on the CO₂ output of the vehicle), and the new vehicle registration fee (£55). VAT is calculated at 20.0%. SEAT may change RRP's at any time (this includes where there are government changes in regulation and/or legislation). There may be a delay to any RRP displaying correctly on our materials. Always obtain prices from your chosen SEAT Dealer. Figures shown are for comparability purposes; only compare fuel consumption and CO₂ figures with other vehicles tested to the same technical procedures. These figures may not reflect real life driving results, which will depend on a number of factors including the accessories fitted (post-registration), variations in weather, driving styles and vehicle load. There is a new test used for fuel consumption and CO₂ figures (known as WLTP). The CO₂ figures shown however, are based on a calculation designed to be equivalent to the outgoing (NEDC) test cycle and will be used to calculate vehicle tax on first registration. For more information, please see www.seat.co.uk/wltp or consult your Dealer. Data correct at 06/08/2019.

3. Pick your colour.

Print and screen view do not provide an exact representation of colour.
Please refer to the paint colour moulds at your local SEAT Dealer.



White¹

SE SE Dyn



Nevada White²

SE SE Dyn FR FR Black XC XCL C



Urban Silver²

SE SE Dyn FR FR Black XC XCL C



Magnetic Grey²

FR FR Black XC XCL C



Midnight Black²

SE SE Dyn FR FR Black XC XCL C



Desire Red²

SE SE Dyn FR FR Black XC XCL C



Emocion Red¹

SE SE Dyn FR FR Black XC XCL C



Mystery Blue²

SE SE Dyn FR FR Black XC XCL C

SE SE SE Dyn SE Dynamic FR FR FR Black FR Black Edition XC XCELLENCE XCL XCELLENCE Lux C CUPRA ¹Non-metallic ²Metallic

Equipment.

■ Standard – Not available

	SE	SE Dynamic	FR	FR Black Edition	XCELLENCE	XCELLENCE Lux	CUPRA 290/ CUPRA 300 4Drive	CUPRA Lux 290/ CUPRA Lux 300 4Drive
Wheels & tyres								
16" 'Design' alloy wheels 30/2 with 205/55 R16 91V tyres	■	–	–	–	–	–	–	–
17" 'Dynamic' alloy wheels 30/1 with 225/45 R17 91W tyres	–	–	–	–	■	–	–	–
17" 'Dynamic' alloy wheels 30/2 with 225/45 R17 91W tyres	–	–	■	–	–	–	–	–
17" 'Dynamic' alloy wheels 30/3 with 225/45 R17 91W tyres	–	■	–	–	–	–	–	–
17" 'Dynamic machined' Atom Grey alloy wheels 30/4 with 225/45 R17 91W tyres	–	–	–	–	–	■	–	–
18" 'Performance' Matte Black alloy wheels 30/2 with 225/40 R18 92Y tyres	–	–	–	■	–	–	–	–
19" 'CUPRA machined' alloy wheels 30/2 with 235/35 R19 91Y tyres	–	–	–	–	–	–	■	■
Space saver spare wheel with tool kit and jack	–	–	–	–	–	–	■	■
Emergency tyre repair kit	■	■	■	■	■	■	–	–

Equipment.

■ Standard – Not available

	SE	SE Dynamic	FR	FR Black Edition	XCELLENCE	XCELLENCE Lux	CUPRA 290/ CUPRA 300 4Drive	CUPRA Lux 290/ CUPRA Lux 300 4Drive
Exterior equipment								
Black brake callipers (front and rear) with CUPRA logo	-	-	-	-	-	-	■	■
Dark tinted rear windows	-	■	■	■	■	■	■	■
Door mirrors (electrically adjustable and heated)	■	■	■	■	■	■	■	■
Door mirrors (electrically folding)	-	-	■	■	■	■	■	■
Door mirrors with integrated LED indicators (body coloured)	■	■	■	-	■	■	-	-
Door mirrors with integrated LED indicators (Gloss Black)	-	-	-	-	-	-	■	■
Door mirrors with integrated LED indicators (Matte Black)	-	-	-	■	-	-	-	-
Exclusive CUPRA front and rear bumpers	-	-	-	-	-	-	■	■
Exclusive FR front and rear bumpers	-	-	■	■	-	-	-	-
Front fog lights (halogen) with cornering function and rear fog light	■	■	-	-	-	-	-	-
Front grille frame in chrome	■	■	■	-	■	■	-	-
Front grille frame in glossy black	-	-	-	-	-	-	■	■
Front grille frame in matte black	-	-	-	■	-	-	-	-
Front grille in black	■	■	■	■	-	-	■	■
Front grille with hotstamping	-	-	-	-	■	■	-	-
Full LED headlights: LED headlights (dipped and mainbeam), LED Daytime Running Lights (DRLs), LED rear taillights, LED licence plate lights, front fog lights (LED) and rear fog light	-	-	■	■	■	■	■	■
Halogen headlights with LED Daytime Running Lights (DRLs)	■	■	-	-	-	-	-	-
Hidden exhaust pipe	■	■	-	-	-	-	-	-
Metallic paint	■	■	■	■	■	■	■	■
Roof rails (black) (Estate only)	-	-	-	■	-	-	■	■
Roof rails (chrome) (Estate only)	■	■	■	-	■	■	-	-
Visible dual exhaust pipes (both sides)	-	-	-	-	-	-	■	■
Visible twin exhaust pipes	-	-	■	■	■	■	-	-
Window trim (chrome)	-	-	-	-	■	■	-	-

Equipment.

■ Standard □ Optional – Not available

	SE	SE Dynamic	FR	FR Black Edition	XCELLENCE	XCELLENCE Lux	CUPRA 290/ CUPRA 300 4Drive	CUPRA Lux 290/ CUPRA Lux 300 4Drive
Infotainment								
Digital cockpit	–	–	–	■	–	■	■	■
Full Link smartphone integration: (MirrorLink, Apple CarPlay, Google Android Auto) with USB cable for Apple and Android compatibility	■	■	■	■	■	■	■	■
Media system plus: 8.0" smart touch display, four USB ports, CD player, eight speakers, voice control, DAB (Digital Audio Broadcasting), Bluetooth® audio streaming and handsfree system, steering wheel-mounted audio and phone controls	■	■	■	■	■	■	■	■
Navigation system: 3D map display, high resolution colour driver's display, two SD card slots	–	■	■	■	■	■	■	■
Interior equipment								
Aluminium pedals	–	–	–	–	–	–	■	■
Ambient lighting (multi-coloured)	–	–	■	■	■	■	■	■
Driver & passenger sun visor, covered and illuminated mirror, driver sun visor with card holder	■	■	■	■	■	■	■	■
Front centre armrest with storage compartment	■	■	■	■	■	■	■	■
LED interior illumination pack: LED lights for reading lights (front and rear) with ambient spots, centre console lights	–	□	■	■	■	■	■	■
Reading lights (front and rear)	■	■	–	–	–	–	–	–
Storage compartment under driver and passenger seat	–	–	–	■	■	■	■	■
Storage compartment under driver seat	■	■	■	–	–	–	–	–

Equipment.

■ Standard – Not available

	SE	SE Dynamic	FR	FR Black Edition	XCELLENCE	XCELLENCE Lux	CUPRA 290/ CUPRA 300 4Drive	CUPRA Lux 290/ CUPRA Lux 300 4Drive
Seats & trim								
Black interior roof	-	-	-	■	-	-	■	■
Driver and passenger seat height-adjustment	■	■	■	■	■	■	■	■
Driver's seat lumbar adjustment	■	■	■	■	■	■	■	■
Front bucket seats in microsuede (heated)	-	-	-	-	-	-	-	■
Front comfort seats in cloth	■	■	-	-	-	-	-	-
Front passenger's seat lumbar adjustment	-	-	■	■	■	■	■	-
Front seat with back storage pockets	■	■	■	■	■	■	■	-
Front sport seats in cloth	-	-	■	-	-	-	-	-
Front sport seats in leather	-	-	-	-	■	■	-	-
Front sport seats in microsuede	-	-	-	■	-	-	■	-
Illuminated aluminium front door sill with trim logo	-	-	■	■	■	■	■	■
Leather steering wheel (flat bottomed, perforated with red stitching and FR logo) and leather gear knob	-	-	■	■	-	-	-	-
Leather steering wheel (flat bottomed, perforated with white stitching and CUPRA logo) and leather gear knob	-	-	-	-	-	-	■	■
Leather steering wheel and gear knob	■	■	-	-	-	-	-	-
Leather steering wheel with XCELLENCE logo and leather gear knob	-	-	-	-	■	■	-	-
Rear seats (60/40) split folding, with armrest	-	-	-	■	■	■	■	■
Rear seats (60/40) split folding, with armrest on Estate	■	■	■	-	-	-	-	-

Equipment.

■ Standard □ Optional – Not available

	SE	SE Dynamic	FR	FR Black Edition	XCELLENCE	XCELLENCE Lux	CUPRA 290/ CUPRA 300 4Drive	CUPRA Lux 290/ CUPRA Lux 300 4Drive
Functional & mechanical								
12v power supply in centre console	■	■	■	■	■	■	■	■
Adaptive Cruise Control (ACC)	-	-	-	-	■	■	-	■
Air conditioning	■	■	-	-	-	-	-	-
Convenience pack plus: Rain-sensing wipers, auto-headlights with coming & leaving home function, auto-dimming rear view mirror	-	□	■	■	■	■	■	■
Cruise control	■	■	■	■	-	-	■	-
Driving assistance pack: High beam assist & lane assist, traffic sign recognition	-	□	□	□	□	■	□	□
Dual-zone climate control	-	-	■	■	■	■	■	■
Electric front and rear windows	■	■	■	■	■	■	■	■
Electric parking brake including Autohold function	■	■	■	■	■	■	■	■
ESC switch off key	-	-	-	-	-	-	■	■
KESY (Keyless entry & go) and wireless phone charger	-	-	-	-	■	■	-	■
Parking sensors (front and rear)	-	■	■	■	■	■	■	■
Rear view camera	-	-	-	-	■	■	-	-
Safety pack: Tiredness recognition system, seat belt reminder for rear seats	-	□	□	□	□	■	□	■
SEAT drive profile CUPRA: Four different modes (Normal, Sport, CUPRA, Individual), throttle response, gear shifts mode (only DSG models), sound actuator, Dynamic Chassis Control (DCC) and progressive steering	-	-	-	-	-	-	■	■
SEAT drive profile: Four different modes (Normal, Sport, Eco, Individual), throttle response, gear shifts mode (DSG models only)	-	-	■	■	-	-	-	-
Steering wheel-mounted gearshift paddles (DSG models only)	-	-	■	■	-	-	■	■
Suspension (comfort)	■	■	-	-	■	■	-	-
Suspension (sport)	-	-	■	■	-	-	■	■
Winter pack: Heated front seats, headlight washers, heated washer nozzles	-	-	-	■	■	■	-	-

Equipment.

■ Standard

	SE	SE Dynamic	FR	FR Black Edition	XCELLENCE	XCELLENCE Lux	CUPRA 290/ CUPRA 300 4Drive	CUPRA Lux 290/ CUPRA Lux 300 4Drive
Instrument panel								
RPM counter, trip computer, outside temperature gauge, digital clock, instrument light with brightness control, low fuel warning light, 'lights on' reminder, gearshift indicator	■	■	■	■	■	■	■	■
Safety & security								
ABS and Traction Control System (TCS), Electronic Stability Control (ESC) and electronic differential lock system (XDS)	■	■	■	■	■	■	-	-
ABS and Traction Control System (TCS), Electronic Stability Control (ESC) and front differential lock system	-	-	-	-	-	-	■	■
Alarm	■	■	■	■	■	■	■	■
Driver and front passenger airbags with front passenger airbag de-activation, front side, curtain airbags and driver knee airbag	■	■	■	■	■	■	■	■
Front assist with pedestrian protection	■	■	■	■	■	■	■	■
ISOFIX points in outer rear seats with top tether anchorage points	■	■	■	■	■	■	■	■
Multi-collision braking system	■	■	■	■	■	■	■	■
Seat belt reminder for front seats	■	■	■	■	■	■	■	■
Two height-adjustable front and rear headrests and third rear headrest	■	■	■	■	■	■	■	■
Tyre pressure monitoring	■	■	■	■	■	■	■	■

Option prices.

■ Standard □ Optional – Not available

	SE	SE Dynamic	FR	FR Black Edition	XCELLENCE	XCELLENCE Lux	CUPRA 290/ CUPRA 300 4Drive	CUPRA Lux 290/ CUPRA Lux 300 4Drive	Basic price	VAT @ 20%	Recommended retail price
Wheels & tyres											
Space saver spare wheel (in lieu of standard tyre repair kit)	□	□	□	□	□	□	■	■	£95.83	£19.17	£115.00
18" Sport Black alloy wheels	□	□	□	■	□	□	□	□	£0	£0	£0
Exterior equipment											
Tow bar pre-installation with hook: Includes emergency 18" spare wheel	□	□	□	□	□	□	–	–	£662.50	£132.50	£795.00
Electric sunroof + LED interior illumination pack	□	□	□	□	□	□	□	□	£666.67	£133.33	£800.00
Interior equipment											
Boot divider net (Estate only)	□	□	□	□	□	□	□	□	£141.67	£28.33	£170.00
Functional & mechanical											
Driving assistance pack: – High beam assist & Lane assist – Traffic sign recognition	–	□	□	□	–	■	□	–	£420.83	£84.17	£505.00
– Adaptive Cruise Control (ACC) with forward collision warning (already standard on XCELLENCE and CUPRA Lux) – Requires Convenience pack plus and Safety pack	–	–	–	–	□	■	–	□	£291.67	£58.33	£350.00
Safety pack: – Tiredness recognition system – Seat belt reminder for rear seats – Requires Driving assistance pack	–	□	□	□	□	■	□	■	£108.33	£21.67	£130.00
Convenience pack plus: – Rain sensing wipers – Auto-headlights with automatic coming & leaving home function – Auto-dimming rear view mirror	–	□	■	■	■	■	■	■	£208.33	£41.67	£250.00

Vehicle excise duty.

All new vehicles are subject to a form of Vehicle Excise Duty (VED) based on the type of fuel the vehicle uses and its carbon dioxide (CO₂) emission level, measured in grammes per kilometre (g/km). To help you identify the duty you will pay, the DVLA has created thirteen bands.

12-month Road Fund Licence (RFL) rate for petrol and diesel cars: Effective from 1 April 2019 until 31 March 2020.

CO ₂ g/km	1st year rate	Standard rate
0	£0	£0
1	£10	£145
51	£25	£145
76	£110	£145
91	£130	£145
101	£150	£145
111	£170	£145
131	£210	£145
151	£530	£145
171	£855	£145
191	£1,280	£145
226	£1,815	£145
256	£2,135	£145

Please be aware vehicles with a list price (RRP), including options, higher than £40,000 will incur an additional £320 a year in vehicle tax, from the second time the vehicle is taxed. For full details please refer to gov.uk/vehicle-tax-rate-tables.

The Autumn Budget 2017 announced that new diesel vehicles registered after 1 April 2018, that do not meet the RDE2 standard will be charged a supplement on their 1st year rate, to the effect of moving up by one VED band. Currently all SEAT diesel engines are affected by this supplement.

Fuel consumption and CO₂.

Fuel consumption and CO₂ figures are obtained under WLTP technical procedures. Figures shown are for comparability purposes and may not reflect real life driving results, which will depend upon a number of factors including the accessories fitted (post-registration), variations in weather, driving styles and vehicle load.

Please refer to and use the fuel consumption figures marked WLTP and CO₂ emissions figures marked NEDC equivalent for comparisons as of 1 January 2019. These are the official figures for the UK from 1 January 2019 and until further notice. Avoid making comparisons using the fuel consumption figures marked NEDC equivalent after 31 December 2018 or the CO₂ emissions figures marked WLTP before 6 April 2020 - these figures are not official after/until that date and are provided for information only.

Only compare fuel consumption and CO₂ figures with other vehicles tested to the same technical procedures. Due to more realistic test conditions, the fuel consumption and CO₂ measured under WLTP are in many cases higher compared to NEDC equivalent data.

The NEDC CO₂ figures shown however, are based on a calculation designed to be equivalent to the outgoing test cycle and will be used to calculate vehicle tax on first registration. For more information, please see www.seat.co.uk/wltp or consult your Dealer.

Additional information can be found at www.vca.gov.uk

Benefit in kind tax.

How to calculate your liability

The Benefit in Kind (BIK) value is calculated by taking the On The Road (OTR) price of the vehicle, less the RFL and first registration fee. This figure, known as the P11D value, is then multiplied by a percentage value based on the CO₂ emissions of the vehicle.

- For tax year 2019/20, the banding starts at 16%, applicable to cars which emit between 0 and 50 g/km (a 4% surcharge exists on all diesels that emit less than 165 grammes of CO₂ per kilometre) and that do not meet the RDE2 standard
- Cars which emit between 95 and 99 g/km attract a charge of 23%
- Cars which emit between 100 and 104 g/km attract a charge of 24%
Every 5 g/km increase from 105 g/km adds 1% to the banding
- The maximum charge is 37%
- The exact CO₂ figure is always rounded down to the nearest 5 g/km
(e.g. emissions of 139 g/km would be charged at the rate for 135 g/km)

To find out how much you will pay, simply multiply the BIK value by the percentage level of income tax that you pay, which will vary depending on where in the UK you pay your tax.

BIK calculation example: Leon 5dr SE 1.0 TSI 115PS

P11D value (OTR price less RFL and first registration fee)	£18,385.00
CO ₂ emissions (g/km)	107
Company car BIK tax based on CO ₂ emission level	25%
Taxable BIK (for 2019/20 tax year): 25% of £18,385.00	£4,596.25

Annual company car tax (2019/20)

20% income tax: 20% of £4,596.25	£919.25 per annum
----------------------------------	-------------------

Monthly company car tax (2019/20)

20% income tax: £919.25 divided by 12	£76.60 per month
---------------------------------------	------------------

Fuel benefit charge

If your employer provides you with free fuel, this is treated as an additional taxable benefit. The charge for the 2019/20 tax year is based on a set figure of £24,100.00, and uses the same percentage figure used to calculate your company car BIK value.

Fuel benefit charge example: Leon 5dr SE 1.0 TSI 115PS

The percentage used to calculate the BIK value for the Leon 5dr SE 1.0 TSI 115PS is 25%. If free fuel is supplied with this car for the 2019/20 tax year, the fuel benefit will be:

£24,100.00 x 25%	£6,025.00
20% income tax: £6,025.00 x 20%	£1,205.00

Effect of wheel size on CO₂

Choosing larger wheels than standard as options may result in increased fuel consumption as well as higher CO₂ emissions and consequently increased VED and BIK rates. This is due to larger wheels having both more aerodynamic drag and more mechanical drag, resulting in increased rolling resistance and increased wind resistance.

As a result, the VED band that the vehicle falls into may increase. In some instances, the OTR price for the vehicle may increase as a result of the increased VED rate. None of the Leon models are affected by this regardless of the optional wheels chosen.



Technology.

Start/stop system.

When the car is stopped, the gear lever set to neutral and the clutch pedal released, the start/stop system switches the engine off. Once the clutch is engaged again, the engine starts automatically.

Energy recovery system.

An energy recovery system works by varying the amount of power absorbed by the alternator. During braking, power which would otherwise be wasted is drawn into the electrical systems and battery. Under acceleration, the alternator draws less energy, so more can be sent to driving the wheels.

5dr technical data.

	1.0 TSI 115PS (SE)	1.0 TSI 115PS (SE Dynamic)	1.5 TSI EVO 130PS (SE)	1.5 TSI EVO 130PS (SE Dynamic, FR, XCELLENCE, XCELLENCE Lux)	1.5 TSI EVO 130PS (FR Black Edition)	1.5 TSI EVO 150PS (FR, XCELLENCE, XCELLENCE Lux)	1.5 TSI EVO 150PS (FR Black Edition)	1.5 EVO TSI DSG-Auto 150PS (FR, XCELLENCE, XCELLENCE Lux)	1.5 TSI EVO DSG-Auto 150PS (FR Black Edition)	2.0 TSI DSG-Auto 290PS (CUPRA/CUPRA Lux)
Engine										
Type (cylinders / valves per cylinder)	3 / 4	3 / 4	4 / 4	4 / 4	4 / 4	4 / 4	4 / 4	4 / 4	4 / 4	4 / 4
Displacement (cc)	999	999	1498	1498	1498	1498	1498	1498	1498	1984
Bore and stroke (mm)	74.5 / 76.4	74.5 / 76.4	74.5 / 85.9	74.5 / 85.9	74.5 / 85.9	74.5 / 85.9	74.5 / 85.9	74.5 / 85.9	74.5 / 85.9	82.5 / 92.8
Compression ratio	10.5	10.5	12.5	12.5	12.5	10.5	10.5	10.5	10.5	9.3
Maximum power (PS / kW / rpm) ¹	115 / 85 / 5000-5500	115 / 85 / 5000-5500	130 / 96 / 5000-6000	130 / 96 / 5000-6000	130 / 96 / 5000-6000	150 / 110 / 5000-6000	150 / 110 / 5000-6000	150 / 110 / 5000-6000	150 / 110 / 5000-6000	290 / 213 / 5400-6500
Maximum torque (Nm / lb.ft / rpm)	200 / 2000-3500	200 / 2000-3500	200 / 1400-4000	200 / 1400-4000	200 / 1400-4000	250 / 1500-3500	250 / 1500-3500	250 / 1500-3500	250 / 1500-3500	380 / 1950-5300
Fuel supply system	TSI Direct Injection	TSI Direct Injection	TSI Direct Injection	TSI Direct Injection	TSI Direct Injection	TSI Direct Injection	TSI Direct Injection	TSI Direct Injection	TSI Direct Injection	TSI Direct Injection
Fuel type	Petrol	Petrol	Petrol	Petrol	Petrol	Petrol	Petrol	Petrol	Petrol	Petrol
Emission control	EU6D Temp EVAP (RDE1)	EU6D Temp EVAP (RDE1)	EU6D Temp EVAP (RDE1)	EU6D Temp EVAP (RDE1)	EU6D Temp EVAP (RDE1)	EU6D Temp EVAP (RDE1)	EU6D Temp EVAP (RDE1)	EU6D Temp EVAP (RDE1)	EU6D Temp EVAP (RDE1)	EU6D Temp EVAP (RDE1)
Start/stop system	Yes	Yes	Yes	Yes	Yes	Yes	Yes	Yes	Yes	Yes
Energy recovery system	Yes	Yes	Yes	Yes	Yes	Yes	Yes	Yes	Yes	Yes
Performance										
Maximum speed (km/h)	195	195	203	203	203	215	215	213	213	250
Maximum speed (mph) ²	121	121	126	126	126	134	134	132	132	155
Acceleration 0-62mph (s)	9.8	9.8	9.4	9.4	9.4	8.2	8.2	8.3	8.3	6.0
Fuel consumption ³										
Combined mpg range	45.6-52.3	45.6-49.6	45.6-47.9	45.6-46.3	45.6-44.8	44.1-47.9	44.1-47.1	41.5-44.8	41.5-43.5	35.8-38.7

1. The maximum power output figures are quoted in PS (or Pferdestärke, which is the metric equivalent of horsepower). To convert from metric to imperial horsepower, divide the PS by 1.0139.

2. Where law permits.

3. Figures shown are for comparability purposes; only compare fuel consumption and CO₂ figures with other vehicles tested to the same technical procedures. These figures may not reflect real life driving results, which will depend on a number of factors including the accessories fitted (post-registration), variations in weather, driving styles and vehicle load. There is a new test used for fuel consumption and CO₂ figures (known as WLTP). The CO₂ figures shown however, are based on a calculation designed to be equivalent to the outgoing (NEDC) test cycle and will be used to calculate vehicle tax on first registration. For more information, please see www.seat.co.uk/wltp or consult your Dealer. Data correct at 08/2019.

5dr technical data.

	1.0 TSI 115PS (SE)	1.0 TSI 115PS (SE Dynamic)	1.5 TSI EVO 130PS (SE)	1.5 TSI EVO 130PS (SE Dynamic, FR, XCELLENCE, XCELLENCE Lux)	1.5 TSI EVO 130PS (FR Black Edition)	1.5 TSI EVO 150PS (FR, XCELLENCE, XCELLENCE Lux)	1.5 TSI EVO 150PS (FR Black Edition)	1.5 EVO TSI DSG-Auto 150PS (FR, XCELLENCE, XCELLENCE Lux)	1.5 TSI EVO DSG-Auto 150PS (FR Black Edition)	2.0 TSI DSG-Auto 290PS (CUPRA/CUPRA Lux)
Emission										
CO ₂ (g/km)	107	110	110	112	115	112	114	116	117	149
Transmission										
Gearbox type	6-speed manual	6-speed manual	6-speed manual	6-speed manual	6-speed manual	6-speed manual	6-speed manual	7-speed automatic	7-speed automatic	7-speed automatic
Chassis										
Front suspension	Independent type McPherson, coil springs and hydraulic shock absorber									
Rear suspension	Semi-rigid axle, coil springs and hydraulic shock absorber (Multi-link axle, coil spring and hydraulic shock absorber CUPRA/CUPRA Lux only)									
Steering system	R-EPS (Rack Electric Power System)									
Turning circle diameter [wall to wall] (m)	10.3	10.3	10.3	10.3	10.3	10.3	10.3	10.3	10.3	10.5
Braking system										
Anti-lock Braking System (ABS)	Dual hydraulic circuit and brake system diagonal split with brake booster									
Type (front/rear)	Front ventilated disc brakes and rear solid disc brakes (Front ventilated disc brakes and rear ventilated disc brakes CUPRA/CUPRA Lux only)									
Front discs (mm)	276 x 24	276 x 24	288 x 25	288 x 25	288 x 25	288 x 25	312 x 25	288 x 25	312 x 25	340 x 30
Rear discs (mm)	253 x 10	253 x 10	272 x 10	272 x 10	272 x 10	272 x 10	272 x 10	272 x 10	272 x 10	310 x 22
Weights										
Kerb weight [with driver] (kg)	1197	1197	1239	1239	1239	1243	1243	1258	1258	1431
Permissible gross weight (kg)	1720	1720	1780	1780	1780	1780	1780	1780	1780	1920
Max. towing weight without brake (kg)	590	590	610	610	610	620	620	620	620	710
Max. towing weight with brake 8% (kg)	1300	1300	1700	1700	1700	1700	1700	1700	1700	710
Max. towing weight with brake 12% (kg)	1000	1000	1400	1400	1400	1500	1500	1500	1500	710

AdBlue®.
The use of AdBlue® helps the environment by reducing the number of harmful emissions created by diesel engines. For full details on fuel consumption, CO₂ figures and VED bands (Vehicle Excise Duty) please see page 28.

5dr technical data.

	1.6 TDI 115PS (SE)	1.6 TDI 115PS (SE Dynamic)	2.0 TDI DSG-auto 150PS (SE)	2.0 TDI DSG-auto 150PS (SE Dynamic, FR, XCELLENCE, XCELLENCE Lux)	2.0 TDI DSG-auto 150PS (FR Black Edition)	2.0 TDI 150PS (SE)	2.0 TDI 150PS (SE Dynamic, FR, XCELLENCE, XCELLENCE Lux)	2.0 TDI 150PS (FR Black Edition)
Engine								
Type (cylinders / valves per cylinder)	4 / 4	4 / 4	4 / 4	4 / 4	4 / 4	4 / 4	4 / 4	4 / 4
Displacement (cc)	1598	1598	1968	1968	1968	1968	1968	1968
Bore and stroke (mm)	79.5 / 80.5	79.5 / 80.5	81.0 / 95.5	81.0 / 95.5	81.0 / 95.5	81.0 / 95.5	81.0 / 95.5	81.0 / 95.5
Compression ratio	16.2	16.2	16.2	16.2	16.2	16.2	16.2	16.2
Maximum power (PS / kW / rpm) ¹	115 / 85 / 3250-4000	115 / 85 / 3250-4000	150 / 110 / 3500-4000	150 / 110 / 3500-4000	150 / 110 / 3500-4000	150 / 110 / 3500-4000	150 / 110 / 3500-4000	150 / 110 / 3500-4000
Maximum torque (Nm / lb.ft / rpm)	250 / 1500-3250	250 / 1500-3250	340 / 1750-3000	340 / 1750-3000	340 / 1750-3000	340 / 1750-3000	340 / 1750-3000	340 / 1750-3000
Fuel supply system	Common Rail Direct Injection	Common Rail Direct Injection	Common Rail Direct Injection	Common Rail Direct Injection	Common Rail Direct Injection	Common Rail Direct Injection	Common Rail Direct Injection	Common Rail Direct Injection
Fuel type	Diesel	Diesel	Diesel	Diesel	Diesel	Diesel	Diesel	Diesel
Emission control	EU6D Temp EVAP (RDE1)	EU6D Temp EVAP (RDE1)	EU6D Temp EVAP (RDE1)	EU6D Temp EVAP (RDE1)	EU6D Temp EVAP (RDE1)	EU6D Temp EVAP (RDE1)	EU6D Temp EVAP (RDE1)	EU6D Temp EVAP (RDE1)
Start/stop system	Yes	Yes	Yes	Yes	Yes	Yes	Yes	Yes
Energy recovery system	Yes	Yes	Yes	Yes	Yes	Yes	Yes	Yes
Performance								
Maximum speed (km/h)	197	197	211	211	211	215	215	215
Maximum speed (mph) ²	122	122	131	131	131	134	134	134
Acceleration 0-62mph (s)	9.8	9.8	8.4	8.4	8.4	8.5	8.5	8.5
Fuel consumption³								
Combined mpg range	53.3-57.6	53.3-55.4	48.7-57.6	48.7-56.5	48.7-54.3	51.4-56.5	51.4-55.4	51.4-54.3

1. The maximum power output figures are quoted in PS (or Pferdestärke, which is the metric equivalent of horsepower). To convert from metric to imperial horsepower, divide the PS by 1.0139.

2. Where law permits.

3. Figures shown are for comparability purposes; only compare fuel consumption and CO₂ figures with other vehicles tested to the same technical procedures. These figures may not reflect real life driving results, which will depend on a number of factors including the accessories fitted (post-registration), variations in weather, driving styles and vehicle load. There is a new test used for fuel consumption and CO₂ figures (known as WLTP). The CO₂ figures shown however, are based on a calculation designed to be equivalent to the outgoing (NEDC) test cycle and will be used to calculate vehicle tax on first registration. For more information, please see www.seat.co.uk/wltp or consult your Dealer. Data correct at 08/2019.

5dr technical data.

	1.6 TDI 115PS (SE)	1.6 TDI 115PS (SE Dynamic)	2.0 TDI DSG-auto 150PS (SE)	2.0 TDI DSG-auto 150PS (SE Dynamic, FR, XCELLENCE, XCELLENCE Lux)	2.0 TDI DSG-auto 150PS (FR Black Edition)	2.0 TDI 150PS (SE)	2.0 TDI 150PS (SE Dynamic, FR, XCELLENCE, XCELLENCE Lux)	2.0 TDI 150PS (FR Black Edition)
Emission								
CO ₂ (g/km)	109	111	112	115	118	113	115	117
Transmission								
Gearbox type	5-speed manual	5-speed manual	7-speed automatic	7-speed automatic	7-speed automatic	6-speed manual	6-speed manual	6-speed manual
Chassis								
Front suspension	Independent type McPherson, coil springs and hydraulic shock absorber							
Rear suspension	Semi-rigid axle, coil springs and hydraulic shock absorber							
Steering system	R-EPS (Rack Electric Power System)							
Turning circle diameter [wall to wall] (m)	10.3	10.3	10.3	10.3	10.3	10.3	10.3	10.3
Braking system								
Anti-lock Braking System (ABS)	Dual hydraulic circuit and brake system diagonal split with brake booster							
Type (front/rear)	Front ventilated disc brakes and rear solid disc brakes							
Front discs (mm)	288 x 25	288 x 25	288 x 25	288 x 25	288 x 25	288 x 25	288 x 25	288 x 25
Rear discs (mm)	253 x 10	253 x 10	253 x 10	253 x 10	253 x 10	253 x 10	253 x 10	253 x 10
Weights								
Kerb weight [with driver] (kg)	1311	1311	1372	1372	1372	1332	1332	1332
Permissible gross weight (kg)	1870	1870	1890	1890	1890	1850	1850	1850
Max. towing weight without brake (kg)	650	650	680	680	680	660	660	660
Max. towing weight with brake 8% (kg)	1800	1800	1800	1800	1800	1800	1800	1800
Max. towing weight with brake 12% (kg)	1500	1500	1600	1600	1600	1600	1600	1600

AdBlue®.
The use of AdBlue® helps the environment by reducing the number of harmful emissions created by diesel engines. For full details on fuel consumption, CO₂ figures and VED bands (Vehicle Excise Duty) please see page 28.

5dr technical data.

Dimensions Leon 5dr



Dimensions Leon 5dr CUPRA 300



Estate technical data.

	1.0 TSI 115PS (SE)	1.0 TSI 115PS (SE Dynamic)	1.5 TSI EVO 130PS (SE)	1.5 TSI EVO 130PS (SE Dynamic, FR, XCELLENCE, XCELLENCE Lux)	1.5 TSI EVO 130PS (FR Black Edition)	1.5 TSI EVO 150PS (FR, XCELLENCE, XCELLENCE Lux)	1.5 TSI EVO 150PS (FR Black Edition)	1.5 EVO TSI DSG-Auto 150PS (FR, XCELLENCE, XCELLENCE Lux)	1.5 TSI EVO DSG-auto 150PS (FR Black Edition)	2.0 TSI DSG-Auto 4Drive 300PS (CUPRA/CUPRA Lux)
Engine										
Type (cylinders / valves per cylinder)	3 / 4	3 / 4	4 / 4	4 / 4	4 / 4	4 / 4	4 / 4	4 / 4	4 / 4	4 / 4
Displacement (cc)	999	999	1498	1498	1498	1498	1498	1498	1498	1984
Bore and stroke (mm)	74.5 / 76.4	74.5 / 76.4	74.5 / 85.9	74.5 / 85.9	74.5 / 85.9	74.5 / 85.9	74.5 / 85.9	74.5 / 85.9	74.5 / 85.9	82.5 / 92.8
Compression ratio	10.5	10.5	12.5	12.5	12.5	10.5	10.5	10.5	10.5	9.3
Maximum power (PS / kW / rpm) ¹	115 / 85 / 5000-5500	115 / 85 / 5000-5500	130 / 96 / 5000-6000	130 / 96 / 5000-6000	130 / 96 / 5000-6000	150 / 110 / 5000-6000	150 / 110 / 5000-6000	150 / 110 / 5000-6000	150 / 110 / 5000-6000	300 / 221 / 5300-6500
Maximum torque (Nm / lb.ft / rpm)	200 / 2000-3500	200 / 2000-3500	200 / 1400-4000	200 / 1400-4000	200 / 1400-4000	250 / 1500-3500	250 / 1500-3500	250 / 1500-3500	250 / 1500-3500	400 / 2000-5200
Fuel supply system	TSI Direct Injection	TSI Direct Injection	TSI Direct Injection	TSI Direct Injection	TSI Direct Injection	TSI Direct Injection	TSI Direct Injection	TSI Direct Injection	TSI Direct Injection	TSI Direct Injection
Fuel type	Petrol	Petrol	Petrol	Petrol	Petrol	Petrol	Petrol	Petrol	Petrol	Petrol
Emission control	EU6D Temp EVAP (RDE1)	EU6D Temp EVAP (RDE1)	EU6D Temp EVAP (RDE1)	EU6D Temp EVAP (RDE1)	EU6D Temp EVAP (RDE1)	EU6D Temp EVAP (RDE1)	EU6D Temp EVAP (RDE1)	EU6D Temp EVAP (RDE1)	EU6D Temp EVAP (RDE1)	EU6D Temp EVAP (RDE1)
Start/stop system	Yes	Yes	Yes	Yes	Yes	Yes	Yes	Yes	Yes	Yes
Energy recovery system	Yes	Yes	Yes	Yes	Yes	Yes	Yes	Yes	Yes	Yes
Performance										
Maximum speed (km/h)	196	196	207	207	207	215	215	215	215	250
Maximum speed (mph) ²	122	122	129	129	129	134	134	134	134	155
Acceleration 0-62mph (s)	10.1	10.1	9.5	9.5	9.5	8.2	8.2	8.3	8.3	4.9
Fuel consumption³										
Combined mpg range	44.8-50.4	44.8-47.9	45.6-47.9	45.6-46.3	45.6-44.8	44.1-48.7	44.1-46.3	41.5-44.8	41.5-43.5	32.1-33.6

1. The maximum power output figures are quoted in PS (or Pferdestärke, which is the metric equivalent of horsepower). To convert from metric to imperial horsepower, divide the PS by 1.0139.

2. Where law permits.

3. Figures shown are for comparability purposes; only compare fuel consumption and CO₂ figures with other vehicles tested to the same technical procedures. These figures may not reflect real life driving results, which will depend on a number of factors including the accessories fitted (post-registration), variations in weather, driving styles and vehicle load. There is a new test used for fuel consumption and CO₂ figures (known as WLTP). The CO₂ figures shown however, are based on a calculation designed to be equivalent to the outgoing (NEDC) test cycle and will be used to calculate vehicle tax on first registration. For more information, please see www.seat.co.uk/wltp or consult your Dealer. Data correct at 08/2019.

Estate technical data.

	1.0 TSI 115PS (SE)	1.0 TSI 115PS (SE Dynamic)	1.5 TSI EVO 130PS (SE)	1.5 TSI EVO 130PS (SE Dynamic, FR, XCELLENCE, XCELLENCE Lux)	1.5 TSI EVO 130PS (FR Black Edition)	1.5 TSI EVO 150PS (FR, XCELLENCE, XCELLENCE Lux)	1.5 TSI EVO 150PS (FR Black Edition)	1.5 EVO TSI DSG-Auto 150PS (FR, XCELLENCE, XCELLENCE Lux)	1.5 TSI EVO DSG-auto 150PS (FR Black Edition)	2.0 TSI DSG-Auto 4Drive 300PS (CUPRA/CUPRA Lux)
Emission										
CO ₂ [g/km]	107	110	110	112	115	112	114	116	117	161
Transmission										
Gearbox type	6-speed manual	6-speed manual	6-speed manual	6-speed manual	6-speed manual	6-speed manual	6-speed manual	7-speed automatic	7-speed automatic	7-speed automatic
Chassis										
Front suspension	Independent type McPherson, coil springs and hydraulic shock absorber									
Rear suspension	Semi-rigid axle, coil springs and hydraulic shock absorber (Multi-link axle, coil spring and hydraulic shock absorber CUPRA/CUPRA Lux only)									
Steering system	R-EPS (Rack Electric Power System), Versions w. DCC: R-EPS Progressive Steering									
Turning circle diameter [wall to wall] [m]	10.3	10.3	10.3	10.3	10.3	10.3	10.3	10.3	10.3	10.5
Braking system										
Anti-lock Braking System (ABS)	Dual hydraulic circuit and brake system diagonal split with brake booster									
Type (front/rear)	Front ventilated disc brakes and rear solid disc brakes (Front ventilated disc brakes and rear ventilated disc brakes CUPRA/CUPRA Lux only)									
Front discs [mm]	276 x 24	276 x 24	288 x 25	288 x 25	288 x 25	288 x 25	288 x 25	288 x 25	288 x 25	340 x 30
Rear discs [mm]	253 x 10	253 x 10	272 x 10	272 x 10	272 x 10	272 x 10	272 x 10	272 x 10	272 x 10	310 x 22
Weights										
Kerb weight [with driver] [kg]	1242	1242	1271	1271	1271	1275	1275	1294	1294	1557
Permissible gross weight [kg]	1780	1770	1840	1840	1840	1840	1840	1860	1860	2090
Max. towing weight without brake [kg]	620	620	630	630	630	630	630	640	640	750
Max. towing weight with brake 8% [kg]	1300	1300	1700	1700	1700	1700	1700	1700	1700	750
Max. towing weight with brake 12% [kg]	1000	1000	1400	1400	1400	1500	1500	1500	1500	750

AdBlue®.
The use of AdBlue® helps the environment by reducing the number of harmful emissions created by diesel engines. For full details on fuel consumption, CO₂ figures and VED bands (Vehicle Excise Duty) please see page 28.

Estate technical data.

	1.6 TDI 115PS (SE)	1.6 TDI 115PS (SE Dynamic)	2.0 TDI DSG-auto 150PS (SE)	2.0 TDI DSG-auto 150PS (SE Dynamic, FR, XCELLENCE, XCELLENCE Lux)	2.0 TDI DSG-auto 150PS (FR Black Edition)	2.0 TDI 150PS (SE)	2.0 TDI 150PS (SE Dynamic, FR, XCELLENCE, XCELLENCE Lux)	2.0 TDI 150PS (FR Black Edition)
Engine								
Type (cylinders / valves per cylinder)	4 / 4	4 / 4	4 / 4	4 / 4	4 / 4	4 / 4	4 / 4	4 / 4
Displacement (cc)	1598	1598	1968	1968	1968	1968	1968	1968
Bore and stroke (mm)	79.5 / 80.5	79.5 / 80.5	81.0 / 95.5	81.0 / 95.5	81.0 / 95.5	81.0 / 95.5	81.0 / 95.5	81.0 / 95.5
Compression ratio	16.2	16.2	16.2	16.2	16.2	16.2	16.2	16.2
Maximum power (PS / kW / rpm) ¹	115 / 85 / 3250-4000	115 / 85 / 3250-4000	150 / 110 / 3500-4000	150 / 110 / 3500-4000	150 / 110 / 3500-4000	150 / 110 / 3500-4000	150 / 110 / 3500-4000	150 / 110 / 3500-4000
Maximum torque (Nm / lb.ft / rpm)	250 / 1500-3250	250 / 1500-3250	340 / 1750-3000	340 / 1750-3000	340 / 1750-3000	340 / 1750-3000	340 / 1750-3000	340 / 1750-3000
Fuel supply system	Common Rail Direct Injection	Common Rail Direct Injection	Common Rail Direct Injection	Common Rail Direct Injection	Common Rail Direct Injection	Common Rail Direct Injection	Common Rail Direct Injection	Common Rail Direct Injection
Fuel type	Diesel	Diesel	Diesel	Diesel	Diesel	Diesel	Diesel	Diesel
Emission control	EU6D Temp EVAP (RDE1)	EU6D Temp EVAP (RDE1)	EU6D Temp EVAP (RDE1)	EU6D Temp EVAP (RDE1)	EU6D Temp EVAP (RDE1)	EU6D Temp EVAP (RDE1)	EU6D Temp EVAP (RDE1)	EU6D Temp EVAP (RDE1)
Start/stop system	Yes	Yes	Yes	Yes	Yes	Yes	Yes	Yes
Energy recovery system	Yes	Yes	Yes	Yes	Yes	Yes	Yes	Yes
Performance								
Maximum speed (km/h)	194	194	212	212	212	215	215	215
Maximum speed (mph) ²	121	121	132	132	132	134	134	134
Acceleration 0-62mph (s)	10.6	10.6	8.7	8.7	8.7	8.8	8.8	8.8
Fuel consumption³								
Combined mpg range	53.3-57.6	53.3-55.4	49.6-55.4	49.6-54.3	49.6-53.3	51.4-56.5	51.4-55.4	51.4-54.3

1. The maximum power output figures are quoted in PS (or Pferdestärke, which is the metric equivalent of horsepower). To convert from metric to imperial horsepower, divide the PS by 1.0139.

2. Where law permits.

3. Figures shown are for comparability purposes; only compare fuel consumption and CO₂ figures with other vehicles tested to the same technical procedures. These figures may not reflect real life driving results, which will depend on a number of factors including the accessories fitted (post-registration), variations in weather, driving styles and vehicle load. There is a new test used for fuel consumption and CO₂ figures (known as WLTP). The CO₂ figures shown however, are based on a calculation designed to be equivalent to the outgoing (NEDC) test cycle and will be used to calculate vehicle tax on first registration. For more information, please see www.seat.co.uk/wltp or consult your Dealer. Data correct at 08/2019.


Estate technical data.

	1.6 TDI 115PS (SE)	1.6 TDI 115PS (SE Dynamic)	2.0 TDI DSG-auto 150PS (SE)	2.0 TDI DSG-auto 150PS (SE Dynamic, FR, XCELLENCE, XCELLENCE Lux)	2.0 TDI DSG-auto 150PS (FR Black Edition)	2.0 TDI 150PS (SE)	2.0 TDI 150PS (SE Dynamic, FR, XCELLENCE, XCELLENCE Lux)	2.0 TDI 150PS (FR Black Edition)
Emission								
CO ₂ (g/km)	109	111	115	117	120	111	113	114
Transmission								
Gearbox type	5-speed manual	5-speed manual	7-speed automatic	7-speed automatic	7-speed automatic	6-speed manual	6-speed manual	6-speed manual
Chassis								
Front suspension	Independent type McPherson, coil springs and hydraulic shock absorber							
Rear suspension	Semi-rigid axle, coil springs and hydraulic shock absorber							
Steering system	R-EPS (Rack Electric Power System), Versions w. DCC: R-EPS Progressive steering							
Turning circle diameter [wall to wall] (m)	10.3	10.3	10.3	10.3	10.3	10.3	10.3	10.3
Braking system								
Anti-lock Braking System (ABS)	Dual hydraulic circuit and brake system diagonal split with brake booster							
Type (front/rear)	Front ventilated disc brakes and rear solid disc brakes							
Front discs (mm)	288 x 25	288 x 25	288 x 25	288 x 25	288 x 25	288 x 25	288 x 25	288 x 25
Rear discs (mm)	253 x 10	253 x 10	253 x 10	253 x 10	253 x 10	253 x 10	253 x 10	253 x 10
Weights								
Kerb weight [with driver] (kg)	1352	1352	1425	1425	1425	1385	1385	1385
Permissible gross weight (kg)	1920	1920	1980	1980	1980	1940	1940	1940
Max. towing weight without brake (kg)	670	670	710	710	710	690	690	690
Max. towing weight with brake 8% (kg)	1800	1800	1800	1800	1800	1800	1800	1800
Max. towing weight with brake 12% (kg)	1500	1500	1600	1600	1600	1600	1600	1600

AdBlue®.
The use of AdBlue® helps the environment by reducing the number of harmful emissions created by diesel engines. For full details on fuel consumption, CO₂ figures and VED bands (Vehicle Excise Duty) please see page 28.

Estate technical data.

Dimensions Leon Estate



Dimensions Leon Estate CUPRA 300



Warranties & service plans.

☐ Optional

Extended Warranties		All trims	Basic price	VAT @ 20%	Recommended retail price
When you buy a new SEAT it is covered by a 3 year/60,000 miles manufacturer warranty. You can extend this cover, with a 4 year/75,000 miles or 5 year/90,000 miles SEAT Extended Manufacturer Warranty, and get the same level of cover. It is fully transferable to a new owner if you decided to sell your SEAT.	4 years/75,000 miles	<input type="checkbox"/>	£225.00	£45.00	£270.00
Please note: The SEAT Extended Manufacturer Warranty is only available at the time of ordering a new SEAT.	5 years/90,000 miles	<input type="checkbox"/>	£375.00	£75.00	£450.00

Extended Warranty for existing owners: If your existing warranty is about to expire, or if you haven't already got one in place, our Extended Warranty* is designed to protect you. For a quote, visit insurewithseat.co.uk

*SEAT Financial Services is a trading name of Volkswagen Financial Services (UK) Limited. SEAT Extended Warranty is sold and administered by Lawshield UK and underwritten by Volkswagen Versicherung AG. Terms, conditions, and eligibility criteria apply.

Service plan	All trims	Upfront payment	or	Monthly cost
New Fixed Price Service Plans are available for cars up to 12 months. You always know where you are with our fixed price plans which are inflation proof. Available at participating SEAT Dealers.	Includes 1st and 2nd service	<input type="checkbox"/>	£383.76	24 monthly payments of £15.99
Go to seat.co.uk/bookservice				
Prices are subject to change.				

The SEAT Warranty

Three-year Warranty.

All new SEATs registered in the UK come with a three year/60,000 miles warranty, which protects your car against the failure of most mechanical and electrical components due to manufacturing defects. This comprises a two-year manufacturer's warranty with unlimited mileage plus a further one-year/60,000 (whichever is soonest).

Dealer Warranty.

Should the mileage exceed 60,000 miles within the first two years, the manufacturer's two-year warranty will still be valid. If an additional warranty for subsequent years or higher mileage is desired, it may be purchased from an authorised SEAT Dealer or repairer, however, this additional warranty must be purchased before the mileage reaches 60,000. Cover is subject to the car being serviced and maintained according to the manufacturer's technical guidelines.

Full details of the three-year warranty are available from your SEAT Dealer or repairer.

Warranties & service plans.

SEAT Extended Manufacturer Warranty

If you take out a SEAT Extended Manufacturer Warranty before your new car is registered, you'll get exactly the same level of cover as the three year warranty, but for up to five years. You can choose a SEAT Extended Manufacturer Warranty to last until the end of the 4th year/up to 75,000 miles or until the end of the 5th year/up to 90,000 miles (whichever is soonest). Please note: SEAT Extended Manufacturer Warranty products are only available at the time of ordering your new SEAT.

Three-year Paint Warranty

The paintwork of all models featured in this price list is covered against manufacturing defects for a period of three years. Naturally, the vehicle must be cared for in compliance with the operating instructions which will be found in your vehicle handbook. Please consult your authorised SEAT Dealer or repairer for full warranty details.

Twelve-year Body Protection Warranty

The internal body sections and panels of the models featured in this price list are covered against rusting through from the outside for twelve years. Naturally, the vehicle must be cared for in compliance with the operating instructions which will be found in your vehicle handbook. Please consult your authorised SEAT Dealer or repairer for full warranty details.

SEAT Parts Warranty

SEAT parts and accessories supplied after new vehicle delivery are covered by our 24 months parts warranty.

SEAT Car Insurance

Complimentary drive away cover

We want you to start enjoying your car from day one, and with our 5 day Drive Away Insurance you can. Our comprehensive cover is designed specifically for SEAT drivers, and offers many features and benefits as standard. To activate, simply call 0345 246 3519. If you are eligible, we will also provide you with an annual quotation giving you the option to purchase 12 months cover. Subject to eligibility. Five day drive away insurance cannot be used in conjunction with any other insurance offer.

Annual Car Insurance

If you take out a new SEAT Car Insurance* policy, you will receive the following benefits as standard:

- SEAT Approved Repairs carried out by SEAT Approved technicians using only Genuine Parts and Paints
- Guaranteed courtesy car
- Windscreen cover
- Uninsured driver promise
- 24hr accident recovery

- Personal accident cover
- Personal belongings cover
- Child seat replacement

For more information or to get a quote, please visit insurewithseat.co.uk or alternatively call us on 0345 877 6555. We're available Monday to Friday 8am-8pm and Saturday 9am-5pm.

SEAT Roadside Assistance (including European cover)

Any new SEAT purchased and registered in the UK from an authorised SEAT Dealer, is covered free by SEAT Assistance (including European cover) for roadside repairs or recovery to an authorised repairer for a term of two years. Terms and conditions apply.

Specifications

Specifications refer to Model Year 2019. While SEAT makes every effort to make sure that specifications are accurate at time of going to press (07/2019), you should always check details with your SEAT Dealer as there may have been changes in view of SEAT's policy of continuous product improvement. The right is reserved to change specification and colour at any time. The information in this price list can therefore be given as guidance only.

*SEAT Car Insurance is underwritten by U K Insurance Limited. Registered Office: The Wharf, Neville Street, Leeds LS1 4AZ. Registered in England and Wales No. 1179980. U K Insurance Limited is authorised by the Prudential Regulation Authority and regulated by the Financial Conduct Authority and the Prudential Regulation Authority. Calls may be recorded. SEAT Financial Services is a trading name of Volkswagen Financial Services (UK) Limited ("VWFS UK"), registered in England and Wales No.2835230 (registered office: Brunswick Court, Yeomans Drive, Blakelands, Milton Keynes MK14 5LR). Volkswagen Insurance Service (Great Britain) Ltd is an appointed representative of VWFS UK. VWFS UK is authorised and regulated by the Financial Conduct Authority, registration number 311988. Authorisation details for both organisations can be checked on the Financial Services Register by visiting fca.org.uk. VWFS UK and U K Insurance Limited are not part of the same corporate group.



SEAT is committed to a policy of continuous product development and reserves the right to make changes to specifications, colours and prices without notice. The information in this brochure can therefore be given as guidance only. While SEAT makes every effort to ensure that specifications are accurate at the time of publication, you should always check with your authorised SEAT Partner for the latest information. Due to limitations of the printing process the colours reproduced in this brochure may vary slightly from the actual paint colour and material. This vehicle and all its parts, as well as the original spares, were designed according to the Legal Regulations governing the prevention and minimisation of Environmental Impact, through the use of recycled/recyclable materials, with measures taken to achieve suitable recycling for the conservation and improvement of environmental quality.

09/2019 Printed in the UK.

seat.co.uk