

# SUBARU FORESTER



**SUBARU**  
*Confidence in Motion*







## THE **NO-NONSENSE** SUV.

Enjoyable driving begins with confidence. A feeling - whatever the weather or terrain - of safety and sure-footed control. Such dependability and reliability pervades every SUBARU. The Forester is no exception.

Enjoying SUBARU's famous permanent Symmetrical All-Wheel Drive, the Forester combines go-anywhere traction with unerring road holding and grip. A powerful 2.0L Boxer petrol engine with Lineartronic Continuously Variable Transmission ensures smooth, effortless acceleration and cruising. SUBARU's safety technologies and advanced driver assist systems keep you and your family protected, informed and secure.

The Forester. All-wheel capability for all year round confidence.





## EVOLVED TO **EXPLORE.**

Now in its fourth generation, the SUBARU Forester SUV has a well-proven pedigree. On and off road it remains adventurous, yet also reassuring and refined.

A 220mm ground clearance makes uneven ground accessible. Forester effortlessly negotiates rocky tracks, fords and shallow streams. If you're facing steep, extreme terrain, get expert support at the push of a button. X-Mode with Hill Descent Control manages the power, braking and AWD systems to ensure the best traction and grip.

When it comes to everyday versatility, the Forester is your workhorse. Fold the rear seats to create space for luggage, buggies and bikes or hitch up a trailer or caravan and tow up to 2000kg.







## PRESS **X** FOR **EXTREME**.

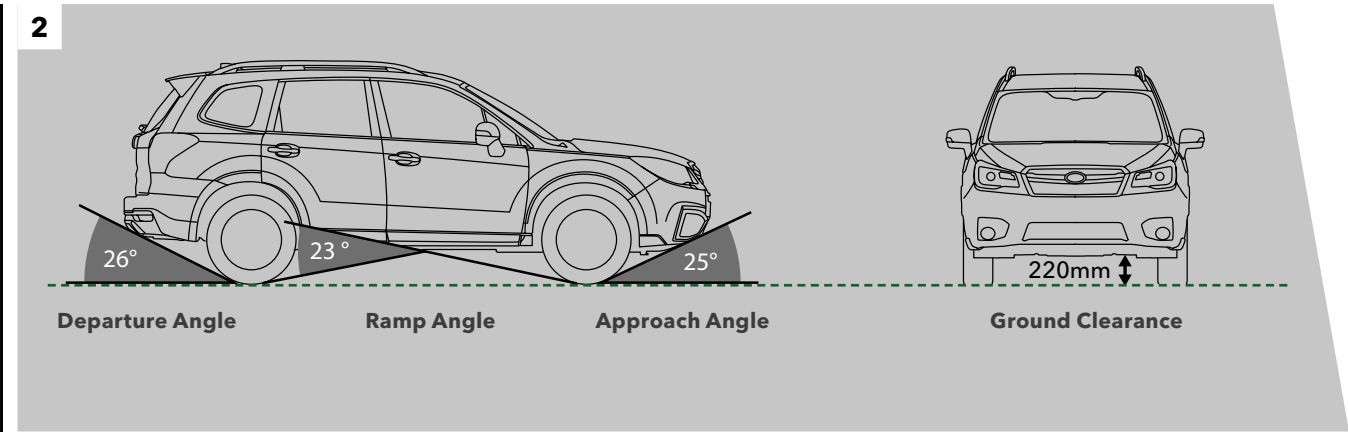
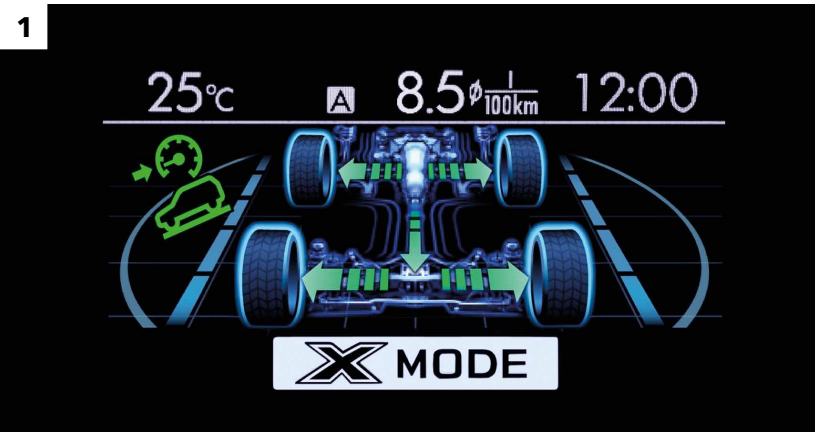
SUBARU technology makes for smarter, safer driving. At the push of a button, your SUBARU Forester offers that extra bit of capability to take on adverse road and weather conditions.

### 1 X-MODE WITH HILL DESCENT CONTROL

Steep, wet or slippery terrain is challenging. X-Mode gives you reliable control. By engaging X-Mode, the car takes control of the engine, transmission, Symmetrical All-Wheel Drive, brakes and other components to safely navigate through extreme terrain. For challenging descents, Hill Descent Control automatically maintains a constant speed: all you have to do is steer.

### 2 CLEARANCE BY DESIGN

The SUBARU Forester was engineered to help you conquer obstacles. The larger the object, the larger the approach and departure angles needed to prevent damage to the front and rear bumpers. Optimised for both, the SUBARU Forester's clearance maximises break-over angles, minimising the risk of grounding.





## WELCOME TO **BASE CAMP.**

Designed with an active lifestyle in mind, the interior of the SUBARU Forester is ready for adventure. Every feature is carefully placed to be where you need it, when you need it. Thanks to high-quality materials and rugged, ergonomic durable design, the Forester's cabin makes journeys comfortable, effortless and relaxing.







**SUBARU Infotainment System**  
 Access the audio system, make phone calls and set the navigation<sup>1</sup> via the SUBARU Infotainment System<sup>2</sup>. Control operations via the central 7" multifunction touchscreen, steering wheel controls, or simply use your voice<sup>3</sup>. Can't find your favourite music? Just connect your smartphone or other mobile music device via the USB or standard AUX jack.

# INFOTAINMENT: IN TOUCH. INFORMED. **IN CONTROL.**

Going on the road doesn't mean you have to leave it all behind. Drive safely with technology that's intuitive and easy to use. Control your SUBARU Forester navigation<sup>1</sup> and audio systems effortlessly en-route at the touch of your fingertips or the sound of your voice. And with Bluetooth® connectivity, you can pair a smartphone to stay connected and access music playlists.

## 1 Instrument Panel

The instrument panel of the SUBARU Forester is designed to deliver information quickly and effortlessly. The rev counter and speedometer are clearly visible to help keep more focus on the road ahead.

## 4 Multi-information Display

Located conveniently in the instrument panel, informative car vitals are displayed at the touch of a button. It also monitors environmental performance and efficiency – even allowing you to compare the efficiency between different trips.

## 2 Voice Recognition

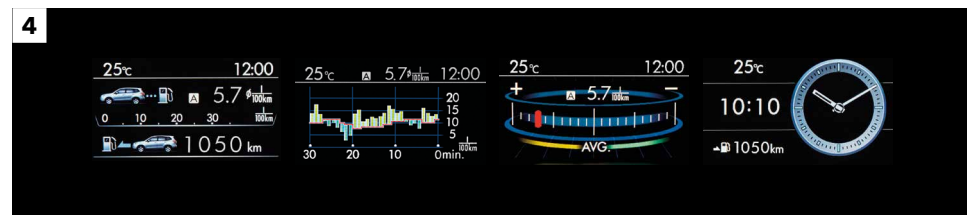

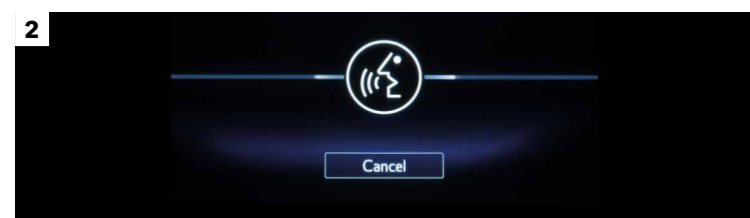
Control various functions remotely using voice recognition<sup>3</sup>, allowing you to keep your eyes and attention on the road. Just tap the steering wheel controls and speak naturally, saying commands to make a phone call, play a song or set a destination in the navigation system<sup>1</sup>.

## 5 Steering Wheel-mounted Controls

Change audio settings effortlessly with steering wheel-mounted controls. To stay in touch safely, connect your smartphone via Bluetooth® and make calls using steering wheel-mounted controls, the voice recognition<sup>3</sup> button or via the touchscreen.

## 3 Touchscreen Control

Use the touchscreen to easily manage your music, just as you would on your smartphone. Simply connect your smartphone through Bluetooth® or the USB port to choose your music.




<sup>1</sup> Standard on Premium model only.  
<sup>2</sup> Driver is responsible for safe driving. Please refrain from operating the touchscreen while driving.  
<sup>3</sup> Voice Recognition is compatible with select languages only.



## EVERYTHING FOR OUTDOORS. **INDOORS.**

Camping. Canoeing. Climbing. Wherever you go to get your adrenaline hit, the SUBARU Forester is ready to take you. From planned holidays to spontaneous hiking expeditions, the Forester has the capacity for any adventure. The wide boot space can accommodate four large suitcases and even the bulkiest adventure gear, whilst a power tailgate\*, wider door openings and lower side sills help you load and unload with ease. For longer items, the rear seats fold flat in a 60/40 split.




\*Standard on Premium model only.



# SUBARU CORE TECHNOLOGY.

SUBARU's core technologies define what makes a SUBARU a SUBARU - and the unique driving experience that only our vehicles can provide. These core systems enable SUBARU vehicles to live up to the brand's exceptional standards of performance, comfort, safety, and reliability. They also underpin SUBARU's promise to deliver both driving enjoyment and peace of mind.



## 01 BOXER ENGINE

The horizontally-opposed configuration of the SUBARU Boxer engine places pistons 180 degrees apart for a lower, flatter profile than other engine types. One of the main benefits of this configuration is that the pistons' movements naturally counteract each other, helping to reduce vibration and noise and delivering a smoother driving experience. The engine's shape and unique piston movement allow it to be installed lower down and further back than a conventional engine, giving the whole car a low centre of gravity and balanced weight distribution for exceptional handling and poise.

## 02 SYMMETRICAL ALL-WHEEL DRIVE

SUBARU's permanent Symmetrical AWD maximises handling and enhances control on all roads in almost any conditions. Unlike any other all-wheel drive configuration, the engine, transmission and propshaft are positioned in a symmetrical straight-line layout which provides a direct route for traction and delivers a maximum transfer of power to all four wheels at all times. The driveshafts are similar lengths, reducing torque steer and eliminating the need for additional controls or weights to be added as the symmetrical design is inherently stable, producing natural balance and performance for a safer ride.

## 03 LINEARTRONIC + ACTIVE TORQUE SPLIT AWD

SUBARU Lineartronic is a Continuously Variable Transmission that moves between a span of gear ratios to provide smooth acceleration while keeping the engine at its optimal rev range. Lineartronic works particularly well with Symmetrical AWD as it preserves momentum that is often lost during gear changes on a manual or traditional automatic transmission. When the clutch pedal is depressed on a manual or the lock up clutch is released on a normal automatic, you break power to the wheels causing them to slow and lose performance.

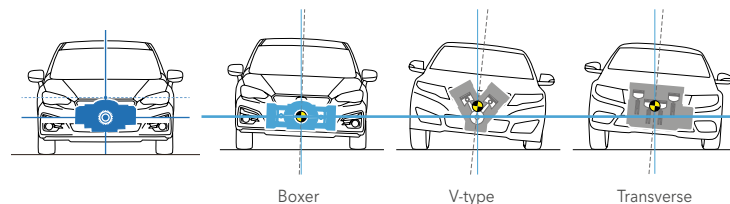
In contrast, Lineartronic helps to maintain traction by continuously providing power to the wheels at all times. Lineartronic is paired with Active Torque Split AWD which controls torque distribution between the front and back wheels. Normal torque split is set to 60% at the front and 40% to the rear. However, sensors constantly monitor changes in grip, vehicle speed and stability of the car and will in real time adjust the torque to each wheel, maintaining optimum grip, if more demanding conditions are identified.

### A perfectly-balanced configuration

The design, shape and position of the Boxer engine results in the car having a very balanced weight distribution. This contributes to the car's excellent handling and offers increased stability compared to V or transverse engine types. The Boxer engine, with its unique configuration, sits low in the chassis and is located further back allowing engine weight to be more evenly distributed over all four wheels.

Conversely, V and transverse engine positioning is restricted by the bulkhead. They have to sit further forward, compromising the vehicle's balance and stability. In addition, V-type engine weight is positioned above the wheel line making it top heavy. Transverse engine weight is positioned above the wheel line and is also heavier on one side. Boxer engine weight is positioned centrally in line with the wheels, making a rigid structure that is resistant to side to side motion and body roll when cornering.

### BALANCED WEIGHT DISTRIBUTION OF SUBARU BOXER ENGINE



### SI-DRIVE

Subaru Intelligent Drive (SI-DRIVE) lets you adjust the responsiveness of the drivetrain and shifting behaviour to reflect the road conditions and your driving style. Selecting Intelligent mode or Sport mode activates the chosen performance profile.

### Sport Mode

Prioritising immediate acceleration, this highly responsive mode is well suited for all-round conditions. It's also ideal for enjoying winding roads.

### Intelligent Mode

Offering gentle power delivery, this mode is ideal for cruising around town, covering long distances, or achieving optimum fuel economy. It also provides flexible control in the rain or on snowy roads.





## **YOUR SAFETY. IN OUR HANDS.**

SUBARU has always put the welfare of passengers, pedestrians and other road users first. As a result, SUBARU vehicles are amongst the safest on the road. The Forester is one of five SUBARU models that hold the maximum 5-star Euro NCAP (New Car Assessment Programme) safety test rating.

As you drive, SUBARU's advanced Active Safety systems can alert you of dangers. EyeSight\* driver assist technology monitors the road ahead to warn you of hazards - and even mitigate a potential collision. If an accident is unavoidable, SUBARU's Passive Safety features help protect you. These include airbags, whiplash-reducing front seats, retracting pedals and 3-point seatbelts.

\* EyeSight is a driving support system which may not operate optimally under all driving conditions or for all objects. The driver is always responsible for safe and attentive driving and observance of traffic regulations. See Owner's Manual for complete details on system operation and limitations.



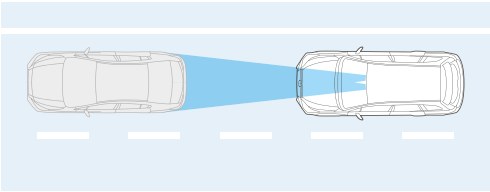
# SUBARU'S WORLD-LEADING DRIVER ASSIST TECHNOLOGY.

At SUBARU, we believe in all-around safety. An important part of that is pre-collision safety: making every effort to ensure an accident never happens. That's why we created EyeSight\*, SUBARU's cutting-edge driving support system. Like a second pair of eyes for the road ahead, EyeSight uses two stereo cameras capturing three-dimensional colour images with excellent image recognition, nearly as capable as the human eye. More accurate

than traditional camera and sensor technologies, EyeSight uses images from both cameras to precisely determine shape, speed and distance, meaning it not only detects vehicles but also motorbikes, bicycles and pedestrians\*. When a potential hazard is identified, it warns the driver and even applies the brakes if necessary, to help avoid an accident. With excellent safety performance, EyeSight gives the driver ultimate peace of mind.

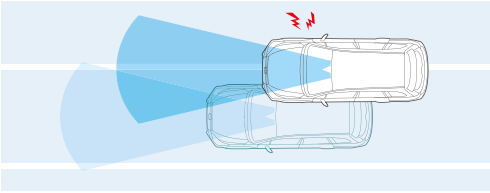


Field of vision range from EyeSight (not an actual measurement).



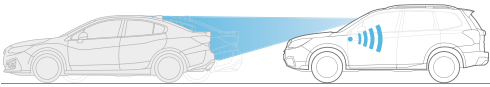
### 1 Adaptive Cruise Control

Adaptive Cruise Control allows the driver to set vehicle speed and distance to the car in front. It constantly monitors distance and speed then adjusts the engine, transmission and brakes accordingly to maintain speed in line with the traffic flow. Designed for use on motorways and similar roads, Adaptive Cruise Control improves driver comfort and convenience on long drives.



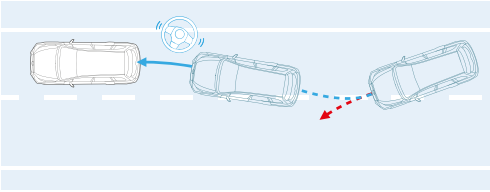
### 2 Lane Sway and Departure Warning

Lane Sway and Departure Warning will alert the driver with a visual and audible warning if the vehicle sways or departs its lane without indicating.



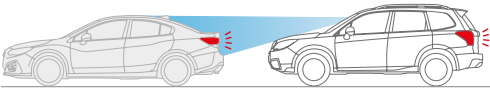
### 3 Lead Vehicle Start Alert

It's easy to become distracted when waiting in stationary traffic. EyeSight will prompt the driver to notice that vehicles in front have started moving again with a buzzer and a flashing indicator.



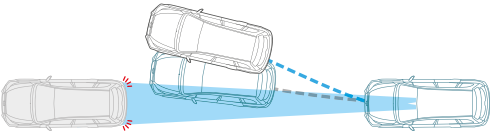
### 4 Lane Keep Assist

Lane Keep Assist will offer gentle steering control if the vehicle is about to deviate from its lane at approximately 40 mph or above.




### 5 Pre-Collision Braking System

The Pre-collision Braking System activates visual and audible warnings to alert the driver of a potential collision. If the driver fails to take evasive action, the brakes will be applied automatically to either prevent an accident entirely or reduce the severity of an impact depending on speed. If the driver brakes but does not apply enough pressure, the system will increase braking force.



### 6 Pre-Collision Throttle Management

If the car is parked facing an obstacle, EyeSight will give the driver a visual and audible warning if they accidentally select drive instead of reverse. The system will also cut engine output to help avoid a frontal collision.



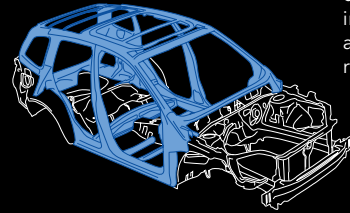
\*EyeSight is a driving support system which may not operate optimally under all driving conditions or for all objects. The driver is always responsible for safe and attentive driving and observance of traffic regulations. See Owner's Manual for complete details on system operation and limitations for EyeSight including functions in this brochure.



## PASSIVE SAFETY.

### Ring-shaped Reinforcement Frame

The Ring-shaped Reinforcement Frame strengthens the passenger cabin from the roof to the doors, pillars and floor. This design helps to divert and dissipate impact energy away from the occupants in a collision. It also contributes to strengthening and lightening the chassis, leading to greater, reinforced protection.



### Seats, Seatbelts and SRS\* Airbags

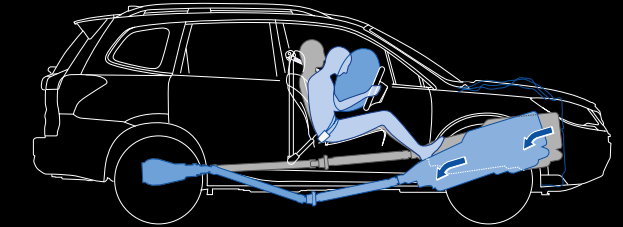
SUBARU Forester is equipped with front SRS\* airbags, plus front-side SRS\*, curtain SRS\* airbags and knee SRS\* airbags as standard, giving passengers a higher level of protection in the event of a collision. Height-adjustable front seatbelts feature pretensioners to hold passengers firmly in place, whilst load-limiters help protect the chest from undue forces. In a rear collision, the front seats utilise rigid frames, firm headrests and features such as energy-absorbing mounts for the inner seat springs to help reduce the chance of whiplash.

### Pedestrian Protection

Shock-absorbing space within the vehicle helps reduce pedestrian injury, as does an energy-absorbing front bumper with a specially designed area around the windscreen wipers. A split-type construction in the front also helps provide protection to the head.

### 5-Star Euro NCAP Rating

The SUBARU Forester has been awarded the maximum five-star safety rating in the Euro NCAP (European New Car Assessment Programme) safety performance tests.



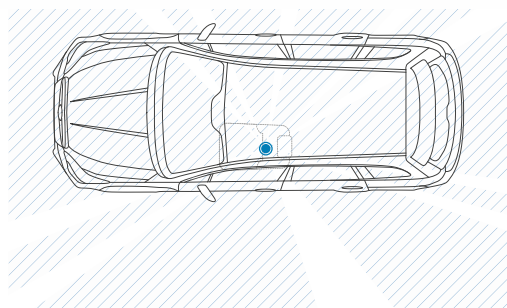
### Cabin-protecting Layout

In the event of a collision, the low-mounted engine and gearbox are designed to both absorb the impact and drop safely below the passenger compartment, protecting occupants' legs. To allow for this movement, the cradle securing the engine is engineered to collapse, allowing the engine to slide downwards.

## ACTIVE SAFETY.

### Visibility

Offering commanding perspective with class-leading front and rear visibility, the SUBARU Forester keeps you aware and at ease on the narrowest roads and tightest spaces. Blind spots are kept to a minimum with well-positioned A-pillars and integrated partition windows. The side mirrors have also been placed onto the door panels, ensuring a wide, open field of view.

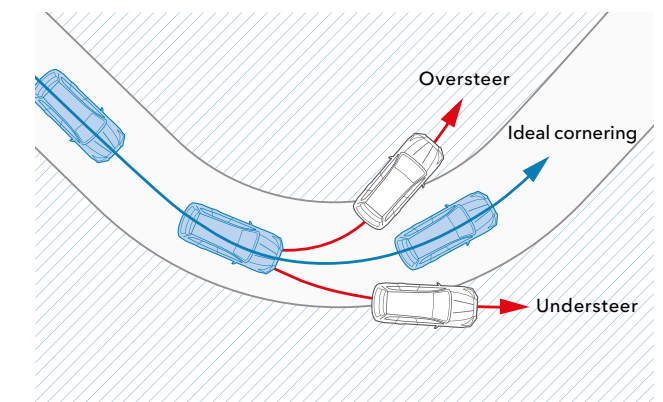


### Braking System

The standard 4-wheel disc braking system is enhanced in the Forester. The Antilock Braking System (ABS) with Electronic Brake-force Distribution helps redistribute braking independently to all four wheels, whilst Brake Assist and Brake Override provide control in emergency braking situations. There's also Hill Start Assist, which helps prevent rollback when pulling away from standstill on a slope.

### Vehicle Dynamics Control

Vehicle Dynamics Control (VDC) monitors and analyses if the vehicle is following the driver's intended course via an array of sensors. If the vehicle approaches the limits of stability while cornering or avoiding an obstacle, the AWD torque distribution, engine output and brakes at each wheel are adjusted to assist in keeping the vehicle on course.



\*SRS: Supplemental Restraint System. Must be used with seatbelts.



# EXTERIOR COLOUR OPTIONS.

## FORESTER 2.0i XE, 2.0i XE PREMIUM

Dimensions: L x W x H: 4595 x 1795 (excluding mirrors) x 1735 mm  
 Engine: Horizontally opposed, 4-cylinder, DOHC, 16-valve, petrol  
 Capacity: 1995 cc  
 Max Output: 150 PS @ 6,200 rpm  
 Max Torque: 198 Nm @ 4,200 rpm  
 Transmission: Lineartronic, AWD



SEPIA BRONZE METALLIC

## EXTERIOR COLOURS



CRYSTAL WHITE PEARL

ICE SILVER METALLIC

QUARTZ BLUE PEARL

SEPIA BRONZE METALLIC

VENETIAN RED PEARL

# INTERIOR OPTIONS.

## 2.0i XE PREMIUM

### LEATHER BLACK




Seat Trim



Seat Backing

## 2.0i XE

### FABRIC BLACK



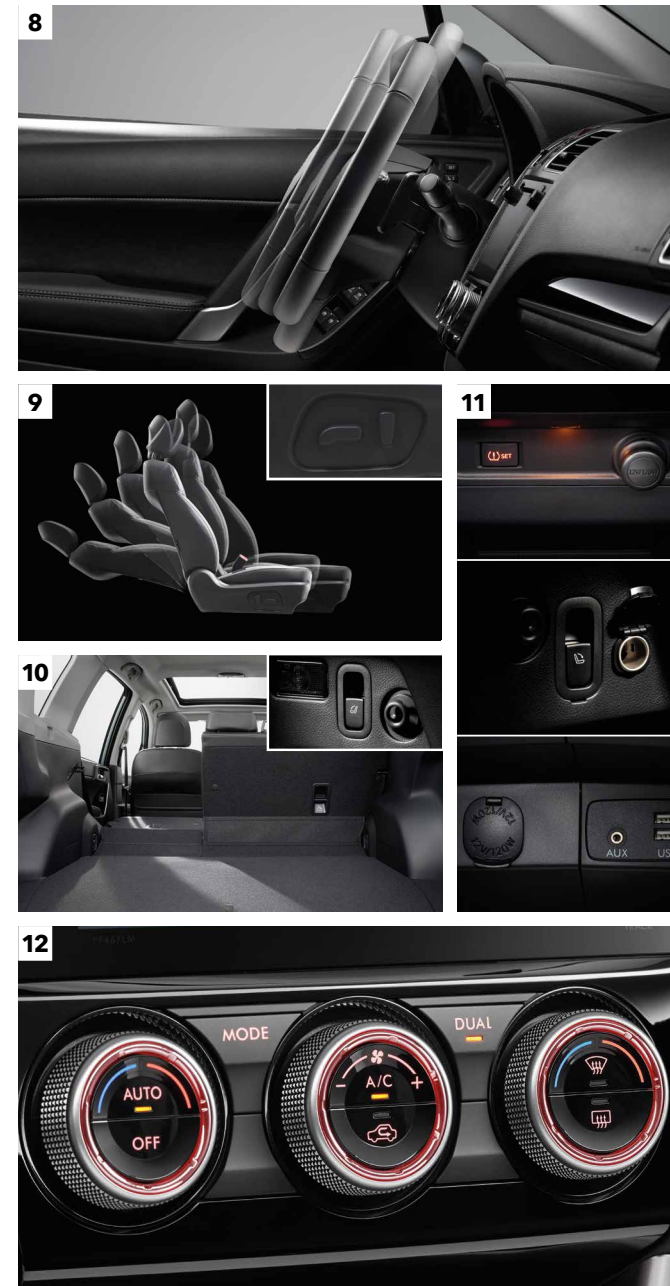
Seat Trim



Seat Backing



# FEATURES.



## 1 Steering Responsive Headlights (SRH)

When rounding a corner at night, the direction of the headlights move left or right according to the steering wheel to ensure optimum visibility.

## 2 17" Alloy Wheels

Equipped with multi-spoke 17" aluminium-alloy wheels and 225/60R17 tyres.

## 3 Headlight Washers

Pop-up washers use a high pressure spray to help keep headlights at their peak performance in poor weather.

## 4 Automatic Rain-sensing Windscreen Wipers

Automatic windshield wipers detect rainfall on the glass and adjust their wiping intervals and speed accordingly.

## 5 Power Glass Sunroof

The Forester has a large, internally sliding sunroof with manual sunshade.

## 6 Fog Lights

Multi-reflector fog lights also serve as daytime running lights, and emit a wide, flat beam that reflects less glare in fog, for added safety.

## 7 Keyless Entry with Push-button Start<sup>1</sup>

Your key fob gives you easy keyless entry. Simply grip the door handles to unlock them and start the engine with the push of a button.

## 8 4-way Steering Column

To help set your optimum driving position, the adjustable steering wheel tilts up-down and telescopes in-out.

## 9 8-way Power Adjustable Driver's Seat

Find your ideal driving position with the 8-way power adjustable driver's seat.

## 10 One-touch Folding Switches

Switches in the boot automatically fold each of the 60 / 40 split rear seatbacks, expanding the luggage space with remarkable ease.

## 11 Three 12V Power Outlets

Auxiliary power is at your fingertips with a 12-volt power outlet located in the instrument panel, centre console box and boot.

## 12 Dual-zone Automatic Air-conditioning System

Distribute airflow efficiently for a comfortable cabin in any weather. Both driver and front passenger can independently set their preferred temperature.

<sup>1</sup>Standard on Premium model only.





## PERSONALISE YOUR RIDE.

Whilst every SUBARU Forester comes generously equipped, SUBARU accessories are the perfect way to tailor your SUBARU to your life and your style. Whether you want to add convenience, enhance functionality, or personalise your Forester's appearance, SUBARU accessories are designed to provide the same fit and quality as your SUBARU vehicle. For more details, ask for the accessory brochure or visit your nearest SUBARU retailer.

Please check with your local SUBARU dealer for accessory applicability.



Part number - J515ESG000



Part number - J105EAJ103



Part number - F0010SG700



Part number - J1010SG100



Part number - E365ESG000



Part number - E361EYA901

### 1 Cargo Tray Low

Protects cargo area floor from dust and dirt.

### 2 Side Protectors

Accentuates the exterior and protects the side door panels from scratches.

### 3 Door Visors

Allows windows to stay open for ventilation during unsettled weather.

### 4 Front Mesh Grille\*

Mesh type insert which gives a whole new image to the front.

\*2 pieces (upper - lower).

### 5 Aluminium Carrier Base

Perfectly fitting stylish base for carrier attachments.

### 6 Roof Box (Long)†

A 430-litre long box (2,267 x 805 x 355mm) with dual opening.

†Aluminium Carrier Base required.



SUBARU

Confidence in Motion

### Web Homepage

Visit the SUBARU UK website for the latest information about the SUBARU range.

[SUBARU.co.uk](http://SUBARU.co.uk)



### YouTube

Subscribe to our channel to see the latest SUBARU videos.

[youtube.com/officialsubaruuk](http://youtube.com/officialsubaruuk)



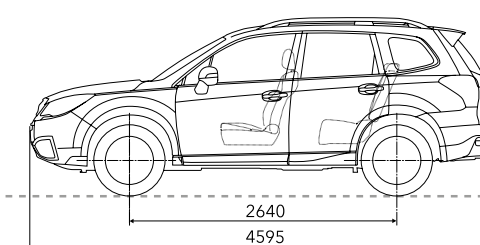
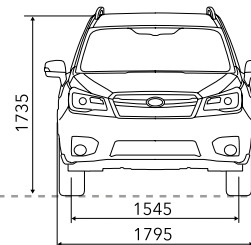
[facebook.com/officialSubaruUK](http://facebook.com/officialSubaruUK)

### Facebook and Twitter

Stay connected with the SUBARU UK community and be the first to hear the latest news directly from SUBARU.



[twitter.com/subaruuk](http://twitter.com/subaruuk)



### DIMENSIONS

Dimensions are measured in accordance with standard measurement of SUBARU CORPORATION



# SPECIFICATIONS

Item	Symmetrical AWD (All-Wheel Drive)	
	2.0i XE Lineartronic	2.0i XE Premium Lineartronic
	CVT	CVT
<b>Exterior</b>		
Automatic LED headlights with auto leveliser	•	•
Steering responsive headlights	•	•
Daytime running lights	•	•
Pop-up type headlight washers	•	•
Front fog lights	•	•
Rear fog lights	•	•
Power-folding door mirrors	•	•
UV protection glass: windscreen and front side windows	•	•
Automatic rain-sensing windscreen wipers	•	•
Front sports bumper	•	•
17" alloy wheels	•	•
Sunroof	•	•
Roof rails	•	•
Roof spoiler	•	•
Shark fin antenna	•	•
<b>Seating &amp; trim</b>		
Leather wrapped steering wheel and gearshift knob	•	•
Leather seats	-	•
Heated front seats	•	•
8-way power adjustable driver's seat	•	•
Driver's seat memory function	-	•
60/40 split folding rear seats	•	•
One-touch folding and reclining rear seats	•	•
Aluminium pedals	•	•
<b>Comfort &amp; convenience</b>		
Power windows*1	•	•
Remote control central locking	•	•
Keyless entry and push button start system	-	•
Map lights	•	•
Vanity mirrors (driver & front passenger)	•	•
Centre console box	•	•
2 Front cup holders (centre console)	•	•
2 Rear cup holders (rear centre armrest)	•	•
Door pockets with bottle holders (all doors)	•	•
Fuel lid lock release	•	•
Three 12-volt power outlets (instrument panel, centre console box and boot)	•	•
Power tailgate	-	•
Boot hooks	•	•
Luggage hooks	•	•
Retractable parcel shelf	•	•
<b>Climate control</b>		
Dual-zone automatic air-conditioning system with anti-dust filter	•	•
Windscreen wiper de-icer	•	•
Heated door mirrors	•	•
Front and side defrosters	•	•
Heated rear window with timer	•	•
<b>Entertainment</b>		
SUBARU infotainment and audio system: 1 CD and 6 speakers	•	•
7" Multifunction colour touchscreen	•	•
Satellite navigation	-	•
DAB radio	•	•
Voice recognition system	•	•
Steering wheel mounted controls	•	•
Bluetooth®	•	•
Dual USB ports and auxiliary audio input jack (centre console box)	•	•
Reversing camera	•	•



Item	Symmetrical AWD (All-Wheel Drive)	
	2.0i XE Lineartronic	2.0i XE Premium Lineartronic
	CVT	CVT
<b>Controls &amp; instruments</b>		
4.3" LCD multi-information display <sup>2</sup>	•	•
Tilt-adjustable / telescopic steering wheel	•	•
Paddle shift	•	•
Cruise control	•	•
<b>Drivability</b>		
SI-drive (SUBARU intelligent drive) <sup>3</sup>	•	•
Stop & start system <sup>4</sup>	•	•
X-mode	•	•
Hill descent control	•	•
Hill start assist	•	•
Vehicle Dynamics Control system (VDC)	•	•
Towing VDC	•	•
Self-leveliser (load-compensating rear struts)	•	•
<b>Safety</b>		
EyeSight - includes: - Adaptive cruise control - Pre-collision braking - Pre-collision throttle management - Lane sway and departure warning - Lane keep assist - Lead vehicle start alert	•	•
Front SRS <sup>5</sup> airbags	•	•
Front side SRS <sup>5</sup> airbags (driver & front passenger)	•	•
Curtain SRS <sup>5</sup> airbags	•	•
Knee SRS <sup>5</sup> airbag	•	•
Side-door reinforcement beams	•	•
Steering column support beam	•	•
Whiplash reducing front seats	•	•
Rear seat headrests for 3 seating positions	•	•
Seatbelt indicator (driver and all passengers)	•	•
Height adjustable front seatbelts with pretensioners and load limiters	•	•
Rear 3-point seatbelts for 3 seating positions	•	•
Safety pedal system	•	•
ABS with electronic brake-force distribution	•	•
Brake assist system	•	•
Brake override	•	•
ISO-FIX adapted child seat anchors (with tether anchors)	•	•
Child-proof rear door locking	•	•
Thatcham category 1 security system with engine immobiliser	•	•
Space saver spare wheel	•	•

<sup>1</sup> Driver's side front window has auto up / down function with pinch protection.

<sup>2</sup> Displays: fuel economy screen, eco-evaluation screen, active safety, clock / outside temperature and self check etc.

<sup>3</sup> Two available SI-Drive modes: intelligent mode & sport mode.

<sup>4</sup> The stop & start system will automatically stop and restart the engine when the car comes to a standstill to reduce fuel consumption and emissions.

<sup>5</sup> SRS: Supplemental Restraint System. Must be used in conjunction with seatbelts.



# SPECIFICATIONS

Item	Symmetrical AWD (All-Wheel Drive)		
	2.0i XE Lineartronic	2.0i XE Premium Lineartronic	
	CVT	CVT	
<b>Engine</b>			
Type	Horizontally-opposed, 4-cylinder, 4-stroke, petrol engine		
Valve train	DOHC 16-valve		
Bore / stroke	mm	84 / 90	
Capacity	cc	1,995	
Compression ratio	10.5		
Fuel system	Multi-Point Sequential Injection (Port injection)		
Fuel tank capacity	lit.	60	
<b>Performance</b>			
Max. output (DIN)	PS @ rpm	150 @ 6,200	
Max. torque (DIN)	Nm @ rpm	198 @ 4,200	
Max. speed	mph	119	
Acceleration (0-62 mph)	sec.	11.8	
Fuel consumption* (WLTP)	Low	mpg	22.8
	Mid	mpg	35.5
	High	mpg	38.7
	Extra-High	mpg	30.7
	Combined	mpg	32.2
CO <sub>2</sub> emissions <sup>1</sup>	NEDC Correlated g/km	168	
<b>Drivetrain</b>			
AWD type	Active Torque Split AWD system		
<b>Dimensions &amp; weight</b>			
Overall length	mm	4,595	
Overall width	mm	1,795	
Overall height	mm	1,735	
Wheelbase	mm	2,640	
Track	Front	mm	1,545
	Rear	mm	1,555
Ground clearance	mm	220	
Boot volume <sup>2</sup>	Seats up	lit.	505
	Seats folded	lit.	1,557
Seating capacity	persons	5	
Kerb weight	kg	1,525	
Towing capacity	kg	2,000	
<b>Trans-axle</b>			
Gear ratio	D range (Lineartronic)	3.581 – 0.570	
	Reverse	3.667	
Final drive axle ratio	3.900		
<b>Chassis</b>			
Steering			
Pinion-assist type electric power steering system			
Suspension (4-wheel independent)	Front	MacPherson strut type	
	Rear	Double wishbone type	
Minimum turning circle at tyre (radius)	m	5.3	
Brakes	Front	Ventilated disc brakes	
	Rear	Solid disc brakes	
Tyre/wheel size	225 / 60R17, 17×7" J		

<sup>1</sup> MPG figures are EU test figures for comparative purposes and may not reflect real driving results. There is a new WLTP test used for fuel consumption and CO<sub>2</sub> figures. However, the CO<sub>2</sub> emissions shown are based on the outgoing NEDC test and will be used to calculate vehicle tax on first registration. Only compare fuel consumption and CO<sub>2</sub> figures with other cars tested to the same technical standard. The fuel consumption you achieve in real life conditions and CO<sub>2</sub> produced will depend upon a number of factors including accessories fitted (post-registration), variations in weather, driving styles and vehicle load etc. Fuel consumption and CO<sub>2</sub> emissions: According to EC 715/2007-459/2012.

<sup>2</sup> Measured by VDA (V211 & V214).





The service intervals for SUBARU Forester models are every 12 months / 12,000 miles, whichever comes sooner. The SUBARU Forester is covered by a 5 Year / 100,000 miles (whichever is sooner) Limited Warranty. This comprises of a standard 3 Year / 60,000 miles (whichever is sooner) Manufacturer's Warranty (bumper to bumper, excluding clutch driven plate) and an Extended Warranty that applies to the powertrain only, provided by the importer, to complete the 5 Year / 100,000 miles (whichever is sooner) Limited Warranty. All vehicle bodywork is covered by a 12 Year Anti-Corrosion Warranty and paintwork is covered by a 3 Year / 60,000 miles (whichever is sooner) Warranty. Added reassurance is provided by a comprehensive 3 Year Recovery and Assistance Programme valid in the UK only. For general terms and conditions visit [SUBARU.co.uk](http://SUBARU.co.uk).

**5** YEAR  
WARRANTY<sup>†</sup>

Technical data and equipment based on the latest information available at the time of printing. SUBARU (UK) Ltd reserves the right to make changes at any time, without notice, in colours, materials, design, prices, equipment and specifications and to discontinue models. Customers are advised to consult their SUBARU dealer on the precise details of warranties / guarantees and vehicles available for sale. Models specified are strictly subject to availability. Owing to the limitations of printing processes, the colours reproduced may not exactly match product colours. The contents of this brochure are the copyright of SUBARU (UK) Ltd and may not be copied or displayed for commercial purposes without the express permission of SUBARU (UK) Ltd. © SUBARU (UK) Ltd. E & O.E.

SUBARU (UK) Ltd.

For details of your nearest SUBARU dealer phone 03303 335117 or visit [SUBARU.co.uk](http://SUBARU.co.uk).

Calls (to 03 numbers) cost no more than calls to geographic numbers (01 or 02) and must be included in inclusive minutes and discount schemes in the same way. Calls from landlines are typically charged up to 9p per minute; calls from mobiles typically cost between 3p and 40p per minute. Calls from landlines and mobiles are included in free call packages.