

**THAT'S  
NO VAN.  
THAT'S  
A MAN.**

The new MAN TGE.





## Contents

<b>Intro</b>	<b>4</b>	<b>Versatility</b>	<b>28</b>
Panel van	6	Van options	30
Chassis	8	Equipment packages	32
Combi van	10		
<b>Interior &amp; exterior</b>	<b>12</b>	<b>Safety</b>	<b>34</b>
Storage system	14	Innovations & Safety	36
Infotainment & air conditioning	16	<b>Drive/engines</b>	<b>42</b>
Seating & seat configurations	18	<b>Aftersales</b>	<b>44</b>
Loading compartment	20	<b>Vehicle line-up</b>	<b>50</b>
Front and rear design	24	<b>Additional equipment</b>	<b>52</b>
Wheels & paint finishes	26	General and additional information	54





**IT ENDS THE DAY  
LEAVING ONLY THE  
WORK EXHAUSTED.**



**The MAN TGE has probably more commercial vehicle experience behind it than any other van.**

Whether for construction jobs, forestry, passenger transport, or quarry work, this van can handle the terrain. Available in a wide range of configurations and offering plenty of digital features, this van also comes with customer-oriented service that ensures you always get the job done right. For over a century, MAN has been the global leader in commercial vehicles, so no one knows your needs better. And with our 24-hour service, we're always there when you need us. Learn more now about the truck among vans.



Whatever you transport, the MAN TGE panel van ensures your cargo arrives safe and sound.

Its spacious loading compartment with up to 18.4 m<sup>3</sup> of volume offers plenty of room to spare. Up to 14 lashing points and rails<sup>1</sup> embedded in the floor, side walls, end wall and roof keep everything right where it should be. A roof carrier<sup>1</sup> in the loading compartment provides additional storage space. With electromechanical servo steering as well as a range of assistance systems<sup>1</sup> ensuring increased safety and significantly improved dynamics, in this van the driver is always as safe and comfortable as its cargo.

A silver MAN TGE panel van is parked on a city street. In the foreground, several pedestrians are walking, including a woman with a green patterned top and a woman with a blue jacket and floral skirt. The background shows modern city buildings and a clear sky. The van has a license plate that reads 'M-AN 2016'.

# LOADS OF LOAD SPACE.

<sup>1</sup>Optional equipment at extra cost.



# 'CAUSE THIS IS NO PICNIC.



**The MAN TGE chassis is built for practically any challenge.**

Whether configured together with a platform body for tough days on the construction site or as a tipper, tipper with crane, roll-off skip loader, set-down skip loader, tow truck or skylifter truck – the MAN TGE in all its shapes and versions is your reliable partner on the job. And with the crew cab option, now you can even take six passengers with you.





# THE VERY GENTLE MAN.

**When it comes to passenger transport, the MAN TGE has a lot in common with its big brothers.**

Comfortable seating, a tuned suspension and a range of air-conditioning options ensure everyone enjoys the ride. As a combi van<sup>1</sup>, there's even more room for a total of nine people including the driver. And the wide range of seating configurations offers full flexibility for all your travel needs.

<sup>1</sup> Available at a later date.





# LAND YOURSELF A CUSHY JOB!

Whether heading to work, on the construction site or taking a well-earned break, the new MAN TGE is a true professional that goes wherever you go.

The new ergonomic driver's workstation offers you incomparable comfort on the move – and even on rocky, uneven roads. The same goes for the multimedia system<sup>1</sup> that can be conveniently controlled by voice command, allowing you to focus more of your attention on the road. The ingeniously versatile loading compartments and storage areas keep your workday in order.

<sup>1</sup>Optional equipment at extra cost.






## Storage system.

**The extraordinary interior of this van immediately sets it apart from the rest.**

The sophisticated storage concept has a place for everything you need, from work gloves to a ruler. Besides the especially large and deep storage areas underneath the entire length of the windshield, additional storage compartments or areas are mounted to the roof, above the spacious glove compartment and in the doors. The MAN TGE offers even more storage space under the folding bench seat. Practical compartments and holders are also available on the foldable seat back<sup>1</sup> of the front seat passenger double seat bank. The dashboard includes two cup holders on both the driver and front seat passenger sides, two or optionally three 12V outlets, a mini jack and two USB ports. A fourth 12V outlet and a 230V outlet on the driver console are also optionally available.



- 
- 1 USB port and mini jack port<sup>1</sup>
  - 2 Storage space under the bench seat
  - 3 Foldable seat back with cup holders, tablet holder and storage compartment<sup>1</sup>
  - 4 Storage compartments in the doors
  - 5 Cup holder
  - 6 12V power socket<sup>1</sup>
  - 7 Lockable glove compartment<sup>1</sup>
  - 8 Sophisticated storage system with compartments
  - 9 Overhead storage unit<sup>1</sup>

<sup>1</sup>Optional equipment at extra cost.



## Infotainment.

**The infotainment system<sup>1</sup> makes riding in this van an extraordinary experience.**

The system is operated using the eight-inch touchscreen or by voice command. In addition to radio and navigation functions, the infotainment system includes one or optionally several USB ports, and up to two SD card slots. Of course you can also connect your smartphone to the system.

### **The “MAN Media Van” radio system**

This system includes a monochrome TFT display, two 20-watt speakers, an SD card slot, an AUX-IN port, a USB port and Bluetooth connection for mobile phones.

### **1 – The “MAN Media Van Advanced”<sup>1</sup> radio system**

This system include a 20.8 cm (8.0 inch) colour TFT display, a touchscreen with proximity sensor, a MP3 and WMA capable CD player, four 20-watt speakers, an SD card slot, an AUX-IN port, a USB port in the dashboard,

Bluetooth connection for mobile phones and a double tuner with phase diversity for superior radio reception.

### **The “MAN Media Van Navigation”<sup>1</sup> navigation system**

This expanded version of “MAN Media Advanced” includes a navigation function and a second SD card slot for inserting an SD card containing map data.



## Air conditioning.

**In the new MAN TGE, you always feel comfortable in your job.**

You can choose between manual Climatic control<sup>1</sup> or fully automatic Climatronic<sup>1</sup> climate control. In the MAN TGE combi van<sup>2</sup>, an air duct under the roof liner keeps your passengers comfortable as well. This air flow in the duct can be individually adjusted using a separate controller. Tinted, insulating windows<sup>1</sup> also keep temperatures comfortable in the passenger area. So no matter where you go or what the weather, in the new MAN TGE you can always rely on a pleasant work climate.

### **Heating and ventilation**

The new MAN TGE comes with heating and ventilation as standard.

### **2 - Climatic<sup>1</sup> (manual)**

This semi-automatic air-conditioning system uses an interior sensor to keep temperatures in the driver's cab at the selected level.




<sup>1</sup>Optional equipment at extra cost. <sup>2</sup> Available at a later date.



## Seating.

When it comes to seating, the MAN TGE offers you a similarly impressive range of options.

There are six seating options ranging from "Standard", "Comfort" or "Comfort Plus"<sup>2</sup>, all available as swivel seats<sup>2</sup>, to the extraordinarily ergonomic "ergoComfort"<sup>1</sup> seat featuring the AGR seal of approval and even a massage function in the "ergoActive"<sup>1</sup> version. We also offer a wide selection of seat covers for the Man TGE. Choose between (a) the extremely abrasion-resistant, long-lasting seat covers<sup>3</sup> made of the robust "Marathon"<sup>1</sup> material popular in utility vehicles, (b) the standard fabric seat covers "Toronto Grid" or (c) the high-quality seat covers in "Mesh"<sup>1</sup> synthetic leather.



### 1 - Rear bench crew cab

The bigger your team, the faster you can get the job done. The rear bench seat in the crew cab van offers plenty of room for four additional passengers.

### 2 - Driver's seat "Comfort Plus"<sup>1</sup>

The driver's seat "Comfort Plus" features electrically adjustable four-way lumbar support as well as folding armrests on both sides – and makes your ride to work smoother than ever, even over long or bumpy roads.



## Seat configurations.

Einzelsitz „Standard“ und „Comfort“			
	„Standard“	„Comfort“	„Comfort Plus“
Lehnenverstellung	•	•	•
Sitzlängsverstellung	•	•	•
Sitzhöhenverstellung		•	•
Sitzneigungsverstellung		•	•
Manuelle 2-Wege-Lordose		•	
Elektrische 4-Wege-Lordose			•
Armlehne innen		•	
Armlehne links/rechts			•

Einzelsitz Schwingsitz		
	„ergoComfort“	„ergoActive“
Lehnenverstellung	•	•
Sitzlängsverstellung	•	•
Sitzhöhenverstellung	•	•
Sitzneigungsverstellung	•	•
Elektrische 4-Wege-Lordose	•	•
Armlehne links/rechts	•	•
Schwingsitz mit Gewichtseinstellung	•	•
Sitztiefenverstellung		•
Massagefunktion		•

**Bedienelemente Schwingsitz:**

- Schwingsitz mit Gewichtseinstellung
- Sitzlängsverstellung
- Sitzhöhenverstellung
- Sitztiefenverstellung
- Sitzneigungsverstellung
- Lehnenverstellung
- elektrische 4-Wege-Lordose
- Kopfstützenverstellung
- Armlehnenverstellung



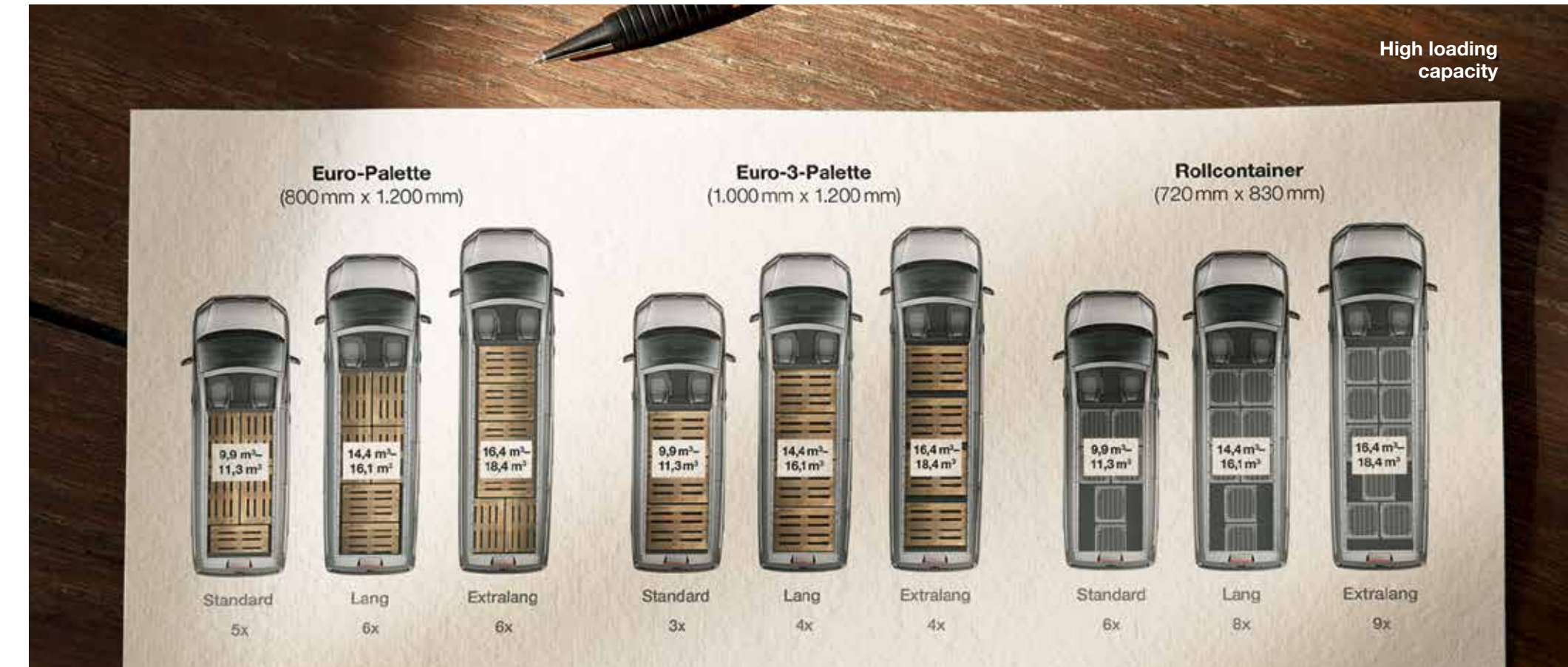


## Loading compartment.

**The MAN TGE's dimensions are everything you could ask for.**

The panel van offers a choice of two wheel bases, three lengths and three heights available with a loading compartment area ranging up to 18.4 m<sup>3</sup>. Depending on the version, the vehicle length ranges from 5.99 to 7.39 metres and the

vehicle height from 2.35 to 2.83 metres. The total permissible weight is up to 5.5 tonnes<sup>1</sup>. An additional 3.5 tonnes can be transported using the trailer hitch. The chassis also comes in two versions with a chassis cab or crew cab.



High loading capacity

The specified load volume refers to the front wheel drive.

<sup>1</sup> Available at a later date.





The loading compartment is equipped with a robust wood floor<sup>1</sup> or a universal flooring<sup>1</sup> that allows you to quickly install or remove your individualized shelving system as required.

You can choose to have the lashing rails installed on the loading compartment floor, ceiling, side walls or divider wall. Wall panelling made of laminated wood or synthetic twin-wall sheets is also optionally available. The loading compartment is superbly illuminated by the standard bright LED lights. The MAN TGE also features a low loading edge and an extra-wide sliding door with a 1,311 mm opening width.

#### Interior fittings:

##### 1 – Preparation for configurations

A large number of hex holes for M6 screws allow you to easily install shelves and cabinets above and below the window area.

##### 2 – Low loading edge<sup>2</sup>

The front-wheel drive in combination with the low 100 mm loading edge facilitates loading and unloading. An additional step<sup>1</sup> across the entire length of the vehicle rear, or the right half if there's a trailer hitch, is also available for easier access.

##### 3 – Lashing rails and lashing points<sup>1</sup>

Lashing rails can be installed on the loading compartment floor, ceiling, side walls or divider wall as required. Lashing points installed in the floor are standard.

##### 4 – Interior ceiling-mounted racks<sup>1</sup>

Offers easy storage for longer items. Both parts of the rack can be moved along the vehicle ceiling to adjust the length for all kinds of goods. They are removable when not in use.

##### 5 – Floor and wall panelling<sup>1</sup>

Robust wood floor or innovative universal flooring; wall panelling made of laminated wood or synthetic twin-wall sheets (optional).

##### 6 – Loading compartment lighting

Bright, long-lasting LED lights are standard.

##### 7 – Door opening angle

The rear doors open either 180° or 270°; extra-wide sliding door on the side with a 1,311 mm opening width.



<sup>1</sup>Optional equipment at extra cost. <sup>2</sup> Figure refers to the TGE panel van with front-wheel drive in comparison to the rear-wheel drive and all-wheel drive 4x4 models.





## Front and rear design.

**The first thing about the MAN TGE that grabs your attention is – that it grabs your attention.**

With the optional LED headlights and LED daytime driving lights, it turns heads just as effectively as it keeps you securely on track when driving at night. The extra-narrow A pillars and large windshield ensure you can see far and wide. The extra-large rear-view mirrors with additional wide-angle function make your trip even safer. The van's astonishing aerodynamics result in a low drag coefficient and significant savings at the fuel pump.

---

**Headlights:** optional LED headlights with LED daytime driving lights.

**Front grille:** with eye-catching MAN lion, embedded in a high-gloss chrome trim.

**Rear-view mirrors:** large rear view mirrors, optionally with electric adjustment and folding function, heated, extra wide viewing angle and impact-protected indicator lights.







a



b



c

## Wheels.

The new MAN TGE's wheels keep you rolling in style. It's your choice: light-alloy wheels, steel wheels with full hub caps or with wheel centre caps.

- a Steel wheels with full hub caps<sup>1</sup>
- b Steel wheels with chrome wheel centre caps<sup>1</sup>
- c Light-alloy wheels<sup>1</sup>

## Paint finishes.

**Your new MAN TGE is like a business card on wheels:**

whether solid-colour, metallic, pearl effect or special paint finish – now you can show your true colours and make a great impression.

- 1 Ontario Green
- 2 Deep Ocean Blue
- 3 Candy White
- 4 Indium Grey metallic<sup>1</sup>
- 5 Neon Orange
- 6 Deep Black pearl effect<sup>1</sup>
- 7 Cherry Red
- 8 Reflex Silver metallic<sup>1</sup>

And if Candy White still isn't sweet enough for you, or Deep Black a little too dark, we offer a wide range of other paint finishes for you to choose from.

<sup>1</sup>Optional equipment at extra cost.







**WOULD HAVE BUILT  
ROME IN A DAY.**





**The new MAN TGE is always a smooth operator even under the toughest conditions.**

Because the two wheel bases, three lengths and three heights available make it the perfect choice no matter what the job. The two wheel bases are 3,640 mm and 4,490 mm. The loading compartment lengths<sup>1</sup> range from 3,450

mm to 4,855 mm, and the loading compartment heights<sup>2</sup> from 1,726 mm to 2,196 mm. Choosing the largest height and length results in a maximum loading compartment volume of 18.4 m<sup>3</sup>. The chassis allows a maximum body length of 5,570 mm with a chassis cab, and a maximum length of 4,300 mm with a crew cab. An additional 3.5

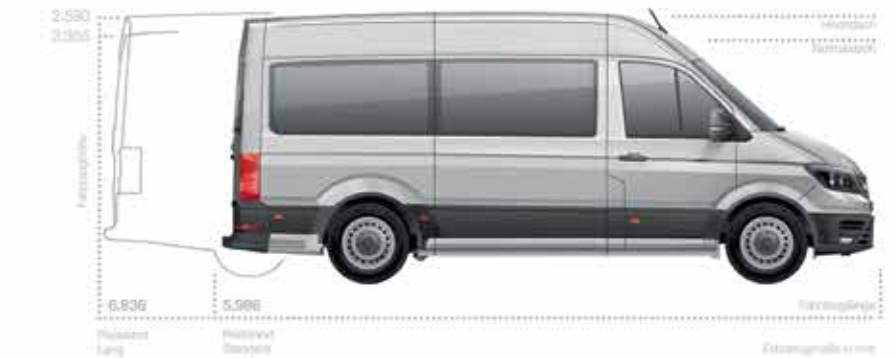
tonnes can be transported using the trailer hitch. The maximum payload of the 3.5-tonne version is particularly impressive. It can take on payloads of nearly 1.5 tonnes as a panel van, and close to 1.8 tonnes with the chassis cab model.

Van options.<sup>1</sup>

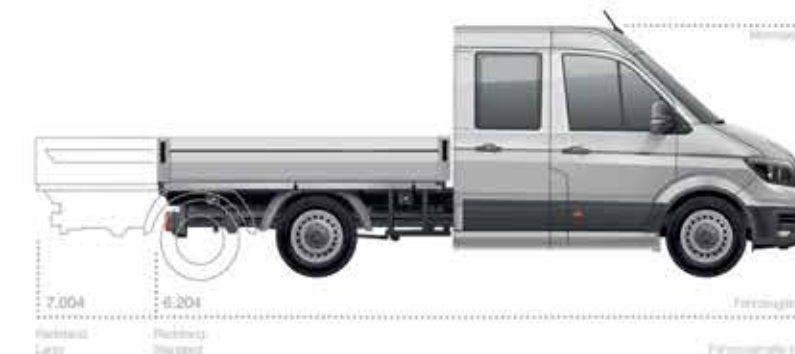
The MAN TGE panel van.



The MAN TGE combi van.<sup>2</sup>



The MAN TGE crew cab.



The MAN TGE chassis cab.



Models with super-high roof will be available at a later date.

<sup>1</sup> Length measured at the vehicle floor incl. subfloor storage compartment extending past the divider wall. Load length is shorter in the upper area of the loading compartment  
<sup>2</sup> for front-wheel drive.

<sup>1</sup>The dimensions shown refer to vehicles with front-wheel drive and factory-original chassis with platform body. <sup>2</sup> Available at a later date.



## Equipment packages.

You can choose among a wide range of factory-direct equipment packages<sup>1</sup> available at attractive prices:

### Safety packages.

#### Equipment packages:

- Adaptive cruise control (ACC) with speed limiter
- Emergency brake assist (for adaptive cruise control ACC up to 160 km/h)
- Heated, foldable exterior mirrors with electric adjustment
- Lane change assist with active lane assist
- Parking assist in front and rear as well as lateral protection assist

#### Passive safety package:

- Three-point automatic seatbelts with seatbelt height adjustment and electric belt tensioners in front
- Airbag for driver and front seat passenger with front seat passenger airbag deactivation
- Side and head airbags for driver and front seat passenger
- Tyre pressure indicator
- Fog lights including cornering light

#### Light and sight package:

- Light Assist high-beam assist
- Daytime driving lights with headlight activation (automatic), “leaving home” function and manual “coming home” function
- Intermittent windshield wiper operation with light and rain sensor
- Fog lights including cornering light

### Comfort packages.

#### Comfort package:

- Four 12 volt outlets in the driver cab (three in the dashboard, one in the driver’s seat frame)
- Storage package 2: Two 1 DIN slots and reading lamp mounted in the roof
- Multifunction steering wheel (three spokes)
- Driver seat “Comfort Plus”
- Premium interior noise damping

#### Comfort Package Plus:

- Four 12 volt outlets in the driver cab (three in the dashboard, one in the driver’s seat frame)
- Storage package 2: Two 1 DIN slots and reading lamp mounted in the roof
- Chrome package
- Multifunction leather steering wheel (three spokes), heated
- Suspension seat “ergoActive” for the driver
- Premium interior noise damping
- Adaptive cruise control with speed limiter
- Step lighting front, can be deactivated

#### Winter package:

- Laminated glass windshield with heat-insulating glass, heated
- Additional electric air heating (1,400 W)
- Washer water level indicator with extra-large washer water reservoir (7 litres)
- Headlight cleaning system
- Heated windscreen washer nozzles



### Industry-specific packages.

#### Tipper preparation package:

- Electric terminal strip and control unit with bodybuilder programming
- Preparation for tow-bar (including roll-over stabilisation) with cable set, outlet and control unit
- Rear window
- Interior safety mirror, dimmable
- Preparation for three-way tipper
- Front mudflaps
- Position lights on the front roof
- Preparation for side marker lights
- Second battery with cut-off relay and battery monitoring (wet-cell battery)

#### Dropside body preparation package:

- Preparation for tow-bar (including roll-over stabilisation) with cable set, outlet and control unit
- Rear window
- Interior safety mirror, dimmable
- Preparation for ladder holder in front
- Position lights on the front roof
- Side marker lights

#### Driver assist distributor package:

- “Rear View” reversing camera
- Heated, foldable exterior mirrors with electric adjustment
- Lane change assist
- Side marker lights
- Parking assist in front and rear as well as lateral protection assist



**YOU WORK ALONE, BUT  
THEY'VE GOT YOUR BACK.**





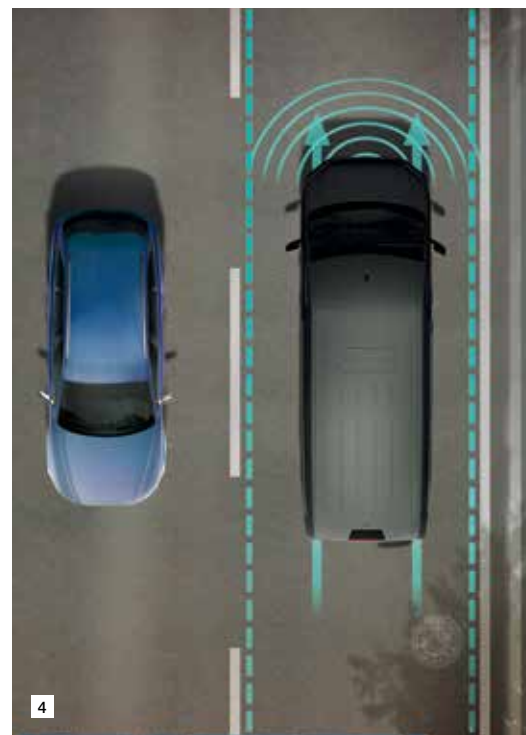
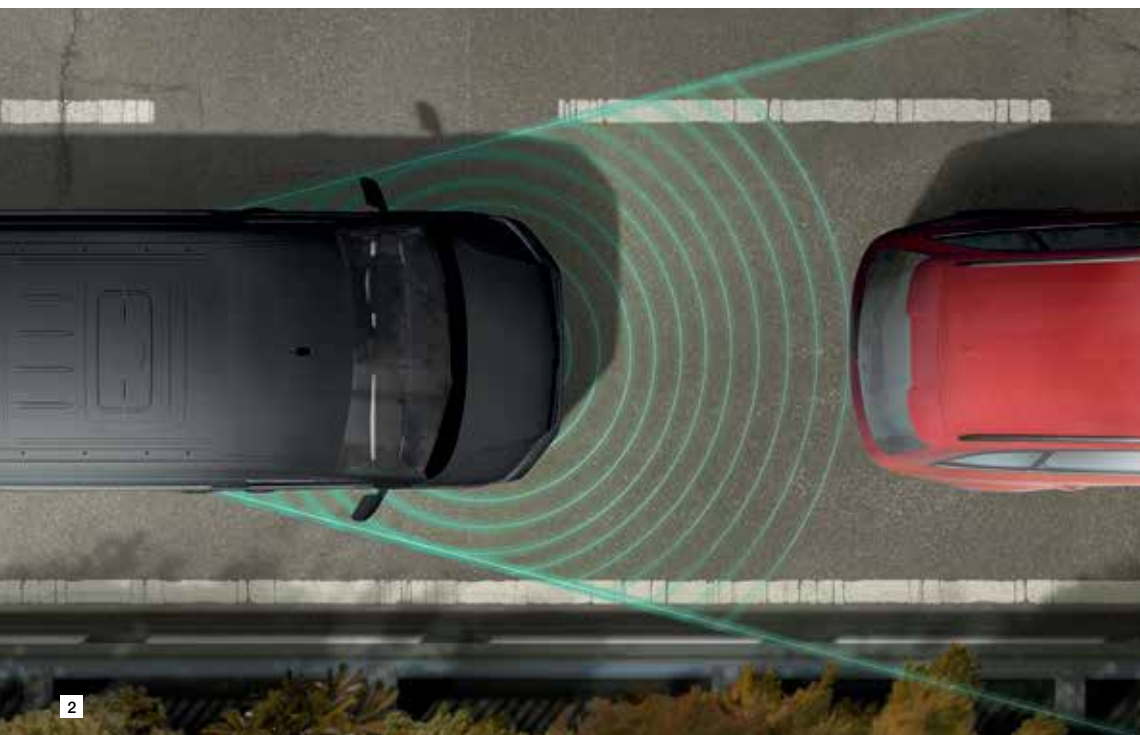
## Innovations and safety.

### You need a team you can rely on.

Which is why the new MAN TGE comes with a range of innovative safety systems to help you, depending on the capabilities of the selected system, to concentrate on your work and prevent costly damage to your vehicle at the same time.

#### **P** 1 – Park steering assist<sup>1</sup>

When activated, the park steering assist takes over the steering of the vehicle during parking, slipping the MAN TGE smoothly and accurately into the narrowest spots. The driver continues to operate the acceleration and brakes manually, remaining in full control of the vehicle. The system makes parking easier than ever in the MAN TGE, and prevents damage from parking errors.



#### **S** 2 – Emergency brake assist (EBA) as standard equipment

If the MAN TGE is approaching an obstacle and the driver doesn't react, as-standard emergency brake assist warns the driver and then activates the brake in case of an emergency. In combination with the automatic transmission, the system automatically brings the vehicle to a complete stop to prevent a collision.

#### **P** 3 – Park out assist<sup>1</sup>

A feature of lane change assist, park out assist helps the driver when backing out of a parking place, and brakes the MAN TGE automatically if there is a risk of collision with oncoming traffic.

#### **L** 4 – Active lane assist<sup>1</sup>

If the vehicle unintentionally exits the lane, active lane assist automatically compensates and steers the vehicle back into the lane. The system automatically activates at speeds over 65 km/h, and functions reliably even in poor weather conditions or with low visibility.

#### **S** 5 – Side wall protection assist<sup>1</sup>


360° optical vehicle surveillance with lateral protection. Sixteen ultrasonic sensors monitor the distance of objects on either side of the vehicle and in an emergency warn the driver of objects close to the MAN TGE. At the driver's seat, a convenient display shows objects all around the vehicle and indicates potential collision risks when changing lanes. An acoustic signal also warns the driver of collision risks.

#### **P** 6 – Trailer assist<sup>1</sup>

This system can be activated when required. When reversing with a trailer, the MAN TGE automatically follows a previously set turning angle. The driver controls the acceleration and braking only, the steering is automatically controlled by the vehicle.

#### **S** 7 - Adaptive cruise control (ACC)<sup>1</sup>

Convenient and practical adaptive cruise control with speed limiter that in combination with automatic transmission can brake the vehicle to a full stop.







## Additional assistance systems<sup>2</sup>.

**Lane change assist<sup>1</sup>:** Lane change assist warns the driver of oncoming traffic in the driver's blind spot when changing lanes at speeds over 10 km/h. The system prevents potential collisions during lane changes – in city traffic and on the highway.

**Crosswind assist:** This system keeps the MAN TGE safely in its lane in case of a side wind or on a laterally sloped road surface.

**Fatigue detection<sup>1</sup>:** This system detects deviations from normal driving behaviour that indicate fatigue, and then advises the driver with an acoustic and visual signal to take a break.

**Multi-collision brake:** When a collision is detected, this systems ensures the vehicle fully brakes to prevent further accidents.

**High-beam assist<sup>1</sup>:** This system senses vehicles up ahead or oncoming traffic and automatically switches back to low-beam.

**Light/rain sensor<sup>1</sup>:** This system reacts automatically in darkness or rain, regulating the headlights and windshield wipers accordingly.

**Hill ascent assist:** This system automatically assists start-up on inclines by preventing the vehicle from rolling backwards.

**Parking assist<sup>1</sup>:** This system helps you manoeuvre when parking using acoustic and visual signals that indicate the distance remaining in front and behind the vehicle.

**Reversing camera<sup>1</sup>:** Images from this camera are displayed on the cockpit monitor. The system helps the driver when parking, manoeuvring and reversing.

**ABS & ESP:** Electronic stability control is an add-on to the anti-lock braking system. This electronically controlled driver assistance system strategically brakes individual wheels to prevent swerving and skidding.



<sup>1</sup>Optional equipment at extra cost. <sup>2</sup>Within the technical capabilities of the system.



# ANYONE FOR A SHORTCUT?



**Do you cross dirt roads and forest trails to get to work? Problem solved.**

Because the new MAN TGE is driven by a new generation of cutting-edge diesel engines that delivers power and efficiency on any terrain. And all the engines have been specially tuned to handle the tough requirements of commercial vehicle use. Engine powers range from 75 kW (90 kW with rear-wheel drive vehicles with dual tyres) to 130 kW with the 2.0 litre twin-turbo diesel engine. In addition to the manual six-speed manual transmission, an eight-speed automatic transmission is also available. You can also choose between front-wheel drive, rear-wheel drive or all-wheel drive. The front axle's single-wheel suspension together with the leaf springs on the rear axle ensure maximum comfort, and permit large load capacities even on bumpy roads.



## Drive and engines.

These engines specially developed for the tough demands of commercial vehicle use combine a long service life with impressive power and low fuel consumption.

Any of the available transmissions and engines will deliver outstanding performance, high efficiency and superb reliability even under extreme driving conditions.



Front-wheel drive



Rear-wheel drive



All-wheel drive 4x4



- High payload
- High trailer load of up to 3.0 t
- 100 mm lower loading edge and access height
- Very high loading compartment
- Transverse front engine

- High trailer load of up to 3.5 t
- Small turning circle
- Maximum payload
- Best traction with high loads
- Longitudinal front engine

- Reliable Traction
- Safe handling
- Superb directional stability
- High trailer load of up to 3.0 t
- Transverse front engine

<b>75-kW motor</b>	6-speed manual transmission
<b>103-kW motor</b>	6-speed manual transmission/ 8-speed automatic transmission <sup>1</sup>
<b>130-kW motor</b>	6-speed manual transmission/ 8-speed automatic transmission

<b>90-kW motor</b>	6-speed manual transmission
<b>103-kW motor</b>	6-speed manual transmission
<b>130-kW motor</b>	6-speed manual transmission/ 8-speed automatic transmission <sup>1</sup>

<b>103-kW motor</b>	6-speed manual transmission
<b>130-kW motor</b>	6-speed manual transmission/ 8-speed automatic transmission <sup>1</sup>





# OUR MAINTENANCE FOLLOWS A SCHEDULE: YOURS.

With individual solutions, cutting-edge time and maintenance management, MAN Genuine Parts and Accessories, and customized MAN ServiceContracts, we effectively clear the path for your success. Combined with flexible opening hours at our MAN service centres and our 24-hour roadside assistance, we make sure nothing slows you down for long.





### MAN Mobile24

Whether you're in the big city jungle or in the forest: The 24-hour roadside assistance "MAN Mobile24" ensures that you will stay right on track. The MAN roadside assistance is ready to help you out 24/7/365. In the case of a breakdown, simply call the Mobile24 number from any European country and speak to a competent partner who is ready to help you. If necessary, a MAN mobile service vehicle will be dispatched from one of the approximately 2,000 service centres across Europe.



### MAN Services

Once a MAN, always a MAN. That goes for the MAN TGE as well as MAN's repair and maintenance service. Our individualized ServiceContracts include additional services such as a driveline warranty and contract management to reduce your administrative load. You can choose between the "Service Contract Comfort", "Comfort Plus" and "Comfort Super" service contracts. These contracts help you safeguard your business as well as plan maintenance and inspections intelligently.

In an emergency, MAN's mobility guarantee ensures you have transportation to the nearest service centre. That means day and night, you can always rely on our long-lasting, top-quality MAN Genuine Parts. Or you can choose our MAN Ecoline MAN Genuine Parts line of professionally recycled replacement parts at MAN quality standards. These environmentally-friendly parts cost less than new parts as well. MAN accessories also include a wide range of comfort, transport and protection products.



### MAN TopUsed

An outstanding offer for an outstanding van: We offer to quality check your used vehicle, and we accept trade-ins. You can also arrange a buy-back agreement for your new MAN TGE. So even before you buy your MAN TGE, we're there to help you with all the preparations.





## £ MAN Financial Services

It's the perfect combination: We combine your new MAN TGE with attractive finance, insurance or rental offers to create a customised financial services package that assists you in optimising your business while going easy on your liquidity. Our individually designed finance packages offer a range of options for cost-effectively purchasing a new MAN TGE. Our leasing offers allow you to calculate your costs with even better accuracy, because you only pay for the period of time that you actually use the vehicle. Our rental offers allow you to increase the capacity of your vehicle fleet at short notice and for a limited period of time. That significantly increases your business's flexibility – and its competitiveness. If you need personal help or advice, you can reach us anytime.



## 📱 Digital Services<sup>1</sup>

Turn your MAN TGE into a smart van. Constant data exchange among all parties across the delivery chain using a single information and application system results in reduced fuel consumption, optimal vehicle utilization, and precise maintenance management.

## 👤 MAN ProfiDrive®

The new MAN TGE is a true all-rounder tailor-made for the tasks and challenges of your individual daily drive. Qualified MAN ProfiDrive® trainers help you drive your MAN TGE more intelligently, safely, and efficiently while reducing your operating costs at the same time. MAN ProfiDrive® also includes a range of seminars specifically designed for the van segment.

**The program covers the following training areas:**

### **Fundamentals, such as**

– Vehicle instruction and technology

### **Cost-effectiveness**

– Risk management

### **Safety**

– Driving safety

- Payload/luggage safety
- Emergency brake assist EBA












The training program is continually improved and modified based on our customers' needs.

<sup>1</sup> Available at a later date.





## Vehicle line-up.

	Panel Van		
	Standard	Long	Extra-long
	Total Length: 5,986 mm Wheelbase: 3,640 mm	Total Length: 6,836 mm Wheelbase: 4,490 mm	Total Length: 7,391 mm Wheelbase: 4,490 mm
<b>Normal roof</b> Height: 2,355 mm			
<b>High roof</b> Height: 2,590 mm			
<b>Super-high roof</b> Height: 2,798 mm			
	Chassis		
	Standard	Long	Extra-long
	Total Length: 5,968 mm Wheelbase: 3,640 mm	Total Length: 6,818 mm Wheelbase: 4,490 mm	Total Length: 7,211 mm Wheelbase: 4,490 mm
<b>Chassis Cab</b> Height: 2,305 – 2,327 mm			
<b>Crew Cab</b> Height: 2,321 – 2,352 mm			

**Weights:** 3.0t, 3.5, 4.0t, 5.0t, 5.5t plus trailer load of 2.0 – 3.5t.

**Engines:** 2.0 litre Turbo Diesel: 75 kW, 90 kW, 103 kW or 2.0 litre BiTurbo Diesel: 130 kW.

**Drivelines:** front-wheel drive, rear-wheel drive, four-wheel drive.

**Transmissions:** manual transmission (six-speed), automatic transmission (eight-speed).

We reserve the right to alter specification.



# NOT TO BE OVERTAKEN.

The MAN TGE is a unique companion in many ways. Boundless opportunity meets outstanding service. Explore the new MAN TGE at [www.van.man](http://www.van.man)



## Additional equipment .



1



2



3



4

**1 – Bar trailer hitch<sup>1</sup>, optionally available in a removable format.** Designed for trailer loads of up to 2 t - including electronic trailer stabilisation.

**2 – Ball-type trailer hitch<sup>1</sup>, optionally available in a removable format.** Safe and reliable operation of trailers and carrier systems up to 3.5 t.

**3 – Additional wide step integrated in the fender<sup>1</sup>.** Makes loading and unloading a breeze.

**4 – Additional step on one side<sup>1</sup>.** Assists with loading and unloading in combination with a tow-bar for up to 3.5 t.

**Mud flap<sup>1</sup>** (no image). Protection against dirt and stones.

**Preparation for trailer hitch<sup>1</sup>** (no image). Different preparations are available for trailer loads of up to 3.5 t.

**Preparation for roof rack<sup>1</sup>** (no image). C-profile mounting rails on the roof facilitate the attachment of roof racks, roof boxes and other racks.

**Roof rack with roller<sup>1</sup>** (no image). This rack comes in handy for safe loading and transport of long items.

## Infotainment.

### 1 – The “MAN Media Van”<sup>1</sup> radio system

- Monochrome TFT display
- Two 20-watt speakers
- SD-card slot
- AUX-IN-socket
- USB port
- Bluetooth connection for mobile phones



1



2

### 2 – The “MAN Media Van Advanced”<sup>1</sup> radio system

- 20.8 cm (8.0") TFT colour display
- Touchscreen with proximity sensors
- MP3 and WMA-compatible CD Drive
- Four 20-watt speakers
- SD-card slot
- AUX-IN-socket
- USB port
- Bluetooth connection for mobile phones
- Double receiver with phase diversity for the best possible radio reception



3

### 3 – The “MAN Media Van Navigation”<sup>1</sup> navigation system

This system features a navigation function with a second slot for a SD card holding the map data in addition to the functions offered by the “MAN Media Van Advanced”.



## General and additional information.

The depicted vehicle illustrations may show optional equipment available for an additional price.

Please note that some equipment options may only be available in conjunction with other additional equipment and/or are not available in certain equipment combinations, and may be subject to certain legal requirements. Any liability of MAN for inappropriate use of such equipment is expressly excluded. Some optional equipment can lead to longer delivery times for the vehicle. Your MAN partner is available to discuss your individual requirements. Only your MAN partner can check the combination requirements as well as the accuracy and completeness of the information in his order system.

The representation of any brand without a ® shall not be construed as not being a registered trademark and/or a permission to use this brand name without the prior written consent of MAN SE. The product name AdBlue® is a registered trademark of the German Automotive Industry Association [Verband der Automobilindustrie e.V. (VDA)]. iPod/iPad/iPhone are trademarks of Apple Inc.

Our vehicles are fitted with summer tyres as standard. Your MAN partner will be happy to assist with choosing the appropriate tyres.

All information in this document is based on information available at the time of preparing this brochure.

All engines are equipped with a multi-stage exhaust after-treatment system (diesel particle filters and SCR catalytic converter). The SCR (Selective Catalytic Reduction) catalytic converter converts the exhaust gas nitrogen oxide (NOx) into nitrogen (N<sub>2</sub>) and water (H<sub>2</sub>O), without creating undesirable secondary emissions. The conversion process uses a synthetic, aqueous urea solution, i.e. AdBlue® (ISO 22241-1/FROM 32), which is stored in a separate reservoir. Depending on the vehicle, the AdBlue® will have to be replenished in between scheduled services by the customer or by a MAN service partner.

See separate brochure for recommended retail prices and technical data.

The illustrated colours may vary for printing purposes.

### **Additional information:**

MAN service appointments are broken down into “oil change service” and “inspection”. The service interval indicator in the display of the instrument cluster is a reminder for the next service appointment.

### **Collection and recycling of end-of-life vehicles:**

MAN responds to the challenges of a modern society in all new products launched under the MAN brand. This includes the protection of the environment and natural resources. This is why MAN builds all new MAN TGE vehicles to specifications that facilitate their environmentally friendly recycling and, subject to complying with the national law, collects end-of-life vehicles free of charge. More information on the collection and recycling of end-of-life vehicles is available at [www.man.eu](http://www.man.eu) or from your MAN sales office and/or service centre.



**MAN Truck & Bus UK Ltd.,**  
Frankland Road, Blagrove,  
Swindon. Wiltshire SN5 8YU  
[www.mantruckandbus.co.uk](http://www.mantruckandbus.co.uk)

Ref: MAN TGE / 01  
Issue Date: February 2018  
Subject to modifications in the course of progress.