



Innovation  
that excites

# NISSAN e-NV200 COMBI

Zero Emission™



[Introduction](#) | [Exterior design](#) | [Interior design](#) | [Load space](#) | [Style & Accessories](#) | [Technical Specifications](#)

[Print](#) | [Close](#)

[REQUEST A TEST DRIVE](#)





**DRIVE IN ECO MODE AND B MODE TO EXTEND YOUR RANGE EVEN FURTHER.**

Eco Mode automatically adjusts acceleration response and the climate control system to minimise energy consumption. B Mode increases the level of regenerative braking. Together, they help you get the most out of every charge.

\*Time dependent on charging conditions, including Charger type and condition, battery size as well as ambient & battery temperature at point of use. Ambient temperature may also affect the driving range of the vehicle.

**DRIVING RANGE**  
**124 MILES** COMBINED CYCLE  
**187 MILES** CITY CYCLE  
(WLTP HOMOLOGATION)



**RAPID CHARGE**



**WALL BOX**



**DOMESTIC CHARGE**

Go even further  
all together.

What if you had the ideal family van, with room for 5 or 7, all the versatility you need and a totally new kind of driving pleasure? Now imagine if you never had to stop for petrol or worry about oil changes or transmission services. It's all yours when you go 100% electric with the 40kWh e-NV200 Combi. Using the same battery technology of the award-winning 100% electric new Nissan LEAF, e-NV200 is the ideal vehicle to drive all together! Which means you can travel from 124 to 187 miles (combined and city WLTP cycles\*) on a full charge and experience a zero-emission\*\* journey for all of your to-do's. Make the switch for you and your family, so you can say goodbye to petrol and diesel.

\*\*zero-emissions whilst driving



## NissanConnect EV

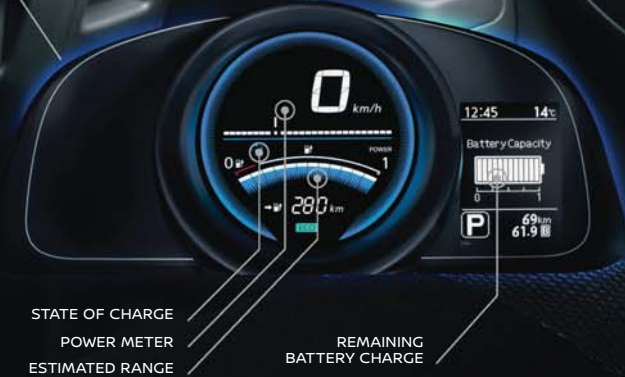
All the information you could need at the touch of a button.

- Estimated available range
- Nearby charging stations
- Eco route planning
- Energy usage
- Driving habits and history

## Always stay connected

You only need to go as far as your dashboard to get all the info you need for the day's plans. Keep tabs on your current charge, estimated range, and how much power you're using as you drive, right on your instrument panel. Then access the Nissan Navigation System, NissanConnect EV, the Zero Emission menu, and audio options all in one place - on the 7" colour touch-screen monitor\*. Here, you can manage your driving range, calculate routes, get real-time traffic updates, and use hands-free Bluetooth. And, thanks to NissanConnect EV, you can also connect with your e-NV200 Combi using your computer or mobile device to manage some functions remotely, like charging and climate control.

\*7" monitor is standard on Evalia grade only. It is an optional extra on Acenta grade only.



# Always stay Connected with your e-NV200

And it will keep you updated as well. For instance, when it sends you a friendly notification to let you know it's finished charging. NissanConnect EV makes the conversation possible, with a smartphone app that lets you keep in touch with your e-NV200 Combi remotely and ask it to do things like start charging or turn the heat on. And when you log on to your NissanConnect EV account on your laptop, you'll discover even more ways to make driving 100% electric easy and fun.

Find a charging station

Get your latest trip reports

See how you rank in energy consumption



**FROM YOUR SMARTPHONE.** Using the NissanConnect EV app, you can connect to your e-NV200 Combi to start and stop charging, access climate control, see your driving range, and get alerts and updates.



Find your drivable distance

Check battery status

Warm up or cool down the interior

Set your car to charge at the most convenient time

Learn about your driving efficiency

Find your car



**FROM YOUR COMPUTER.** In addition to all that you can do from your phone, log into your NissanConnect EV account online to learn your driving history, plan your route and even see how your driving efficiency ranks among other Combi owners.

# Remember when driving was actually fun? Welcome back.

There's nothing like driving electric. 100% torque off the line and seamless acceleration to bring fun and excitement to your everyday drive. The low centre of gravity and tight turning circle means smooth handling and easy control in the driver's seat. Everyone on board will enjoy the amazingly smooth and quiet ride so whether you're running errands or out on the town, driving your Nissan e-NV200 Combi will become one of your favourite parts of the day.

NISSAN INTELLIGENT MOBILITY



For a quiet and smooth drive



Battery placement creates an optimized center of gravity.



**Hill Start Assist** If you've stopped on an incline and need to start moving again, no worries. Hill Start Assist helps keep you from rolling backward by holding brake pressure for a few seconds, giving you time to switch from the brake pedal to the accelerator.



11.1 M

[Introduction](#) | [Exterior design](#) | [Interior design](#) | [Load space](#) | [Style & Accessories](#) | [Technical Specifications](#)

[Page 1](#) | [Page 2](#)

[Print](#) | [Close](#)

[REQUEST A TEST DRIVE](#)

# Keeps everyone in their comfort zone.

Everyone gets a good seat in this spacious, comfortable cabin that accommodates 5 or 7 people. Thoughtful details have your family in mind, like a low step-in height and lots of smart storage for the must-have items that always come along. You get all the functionality of a minibus, along with the pleasantly quiet ride of an electric vehicle – it's a new kind of family space.

Dual-control heated front seats give you a cosy welcome on cold days\*.

2nd row passengers enjoy convenient fold-up trays with a built-in beverage holder\*.



**REMOTE TEMPERATURE CONTROL**  
Get the cabin temperature just right before you even get in by using your smartphone. It's a great way to conserve your charge.

\*\*not all features are available on all grades

[Introduction](#) | [Exterior design](#) | [Interior design](#) | [Load space](#) | [Style & Accessories](#) | [Technical Specifications](#)

[Page 1](#) | [Page 2](#)

[Print](#) | [Close](#)

[REQUEST A TEST DRIVE](#)





# Cargo space for all your to-do's.

When it comes to cargo, your e-NV200 Combi is incredibly versatile, so nothing gets in the way of your plans. Seat 5 or 7 people comfortably with plenty of room for luggage and tools. Plus, it's easy to load, thanks to an exceptionally low 524 mm rear load height.

### 2 SEATS

In the two-seat configuration, by folding up the back seats, you get best-in-class 3.1m<sup>3</sup> of cargo volume. That's three mountain bikes with front wheels still attached. Ready for adventure!



### 5 SEATS

With five people on board, you can still take a large suitcase for each of them. That's 1.9 m<sup>3</sup> of load space – or fold down the second row of seats to create even more space. With the front passenger seat folded down, you can even carry items up to 2.8m long.



### 7 SEATER

All is possible in the e-NV200 Combi 7-seater. You take the whole family along for the ride or you can fold the 3rd and 2nd row seats to make more space all your luggage requirements.

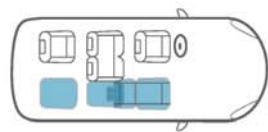


**THOUGHTFUL STORAGE**  
The e-NV200 Combi has 13 different useful places to stash your stuff, including concealed areas like the under-seat storage drawer and a center console.



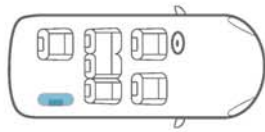
# Stretch your capacity with the 7-seater.

The e-NV200 Combi 7 seater goes to even greater lengths to accommodate your needs and requirements. With 7 full-size seats and plenty of leg room, you can take your whole tribe on an adventure whenever the mood takes you. What's more, thanks to 2nd row seats with a 60:40 fold down split and 3rd row spring-up seats, you'll be able to take objects of all shapes and sizes on board. e-NV200 Combi makes light work of it all.



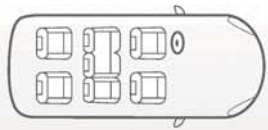
#### 4 SEATS

UP TO 2,80M LOAD LENGTH



#### 6 SEATS

1,550L LOAD SPACE



#### 7 SEATS

870L LOAD SPACE UP TO ROOF  
443L LOAD SPACE BELOW  
TONNEAU COVER



#### 5 SEATS

2,110L LOAD SPACE



#### 3 SEATS

UP TO 1,30M LOAD HEIGHT



#### 2 SEATS

2,940L LOAD SPACE

LHD not available as standard in the UK



# Nissan safety surround yourself with confidence.



Nissan's safety technology takes a comprehensive approach to safety that guides the engineering and development of every vehicle we make. The features described here are just some of the many on your Nissan, helping to protect you by focusing on three key areas: keeping an eye on your vehicle's systems and the surroundings, assisting in handling unexpected situations, and helping to keep you safe in the unfortunate event of an accident.



#### GET THE BIG PICTURE

The RearView Monitor\* makes tight parking spots more inviting. The screen on your dash shows the view behind your vehicle with superimposed parking guidelines. Add to that two wide-angle side view and convex mirrors, and you've got all you need to enjoy greater visibility and easier parking.



#### 4 DISC BRAKES AND BRAKE ASSIST

e-NV200 Combi is equipped with disc brakes all around for confident stopping power. And if you need to hit the brakes hard, Brake Assist senses an emergency and automatically applies maximum braking force.



#### EXPERIENCE ESP

Electrical Stability Control turns last-minute lane changes and rapid stops into smoother operations.



#### STANDARD 6 AIR BAGS

#### SAFETY CUSHION

Just to be on the safe side, e-NV200 Combi is equipped with six air bags as standard.

\*RearView Monitor is available on Acenta and Evalia grades only.



# The full kit

Genuine Nissan accessories

**COMPLETE YOUR e-NV200 COMBI WITH NISSAN GENUINE ACCESSORIES.** From soft trunk liners to handy tablet holders, luggage nets to dog guards, they're custom built, tailored to fit and designed with your specific needs in mind.



## COLOURS



WHITE (S) - QM1



SILVER (M) - KLO



LIGHT GREY (PM) - K51



BLACK (M) - GNO



RED (S) - Z10



BLUE (P) - BW9



WHITE (3P) - QAB

## TRIMS



GREY  
Available for Visia and Acenta only



DARK  
Available for Evalia only

## WHEELS



15" WHEEL COVER



15" ALLOY

## BODY VARIANTS



VISIA AND ACENTA WITH DOUBLE SLIDING DOOR AND SIDE WINDOW\*  
\* French back doors with windows versions also available on Acenta grade



EVALIA GRADE WITH DOUBLE SLIDING DOORS AND WINDOWS

## DIMENSIONS



OVERALL DIMENSIONS		mm	
A	Length	mm	4 560
B	Width with mirrors	mm	2 011
C	Width w/o mirrors	mm	1 755
D	Height (in running order)	mm	1 845
E	Wheelbase	mm	2 725

## NISSAN SERVICE PLANS

For total peace of mind and budget control, you can subscribe to a Nissan Service Plan which will cover your periodic maintenance for the mileage and period that suits you best. This way, you can ensure that your e-NV200 Combi is serviced by dedicated Nissan technicians.

## AT NISSAN, YOU BRING OUT THE BEST IN US.

You spark our imagination. You provoke our ingenuity. You inspire us to change the rules and innovate. And at Nissan, innovation is not just about additions and extensions; it's about crossing the line to reinvent the status quo. It's about developing unexpected solutions to satisfy your wildest and most pragmatic desires. At Nissan, we design cars, accessories and services that break the mould - making the practical exciting and the exciting practical to offer you a more exhilarating driving experience everyday.



**NISSAN e-NV200 Combi OFFERS YOU:**

For complete peace of mind, when using your vehicle, e-NV200 Combi is covered by a warranty of 5 years/ 60,000 miles\* for mechanical and electric components, with Nissan Assistance included.

Contact your dealer and consult the warranty booklet for more details.

**12 year anti-corrosion warranty.**

Nissan e-NV200 Combi lithium battery warranty also protects against capacity loss below 9 bars of capacity (out of 12) for a period of 8 years / 100,000 miles.

\*Body parts and paint excluded during year 4 and year 5. Terms and exclusions apply accordingly. For further information, Please see Extended warranty terms and conditions at <https://www.nissan.co.uk/ownership/nissan-car-warranties.html>.



Innovation  
that excites

## NISSAN e-NV200



[Introduction](#) | [Exterior design](#) | [Interior design](#) | [Load space](#) | [Style & Accessories](#) | [Technical Specifications](#)

[Print](#) | [Close](#)

[REQUEST A TEST DRIVE](#)

# NISSAN

## e-NV200 VAN

Capacity meets versatility in the 100% electric e-NV200. Choose from two options: Nissan e-NV200 Van or Nissan e-NV200 Combi, the electric people carrier.

The Nissan e-NV200 Van is the ideal electric commercial vehicle for any business, whether you're a fleet manager or small enterprise. And when you go 100% electric, low operating costs, high efficiency and surprising performance come as standard.

### VISIA

#### EXTERIOR

- 15" steel wheels
- Unglazed french rear doors
- Manual sliding side door
- Halogen headlights
- Daytime running lights

#### CHARGING

- 6.6kW on-board charger
- EVSE cable- 3 pin, 10 amp
- Mod 3 Type 2, 32A 7 pin cable
- Battery charging status indicator

#### INTERIOR

- Full metal bulkhead
- Luggage hooks
- Manual tilt adjustable steering wheel
- Driver seat - slide and full reclining
- Passenger seat - full reclining with folding
- Foldable passenger seat with fixed table back (Visia grade only)

#### COMFORT AND CONVENIENCE

- Nissan Intelligent Key
- Push motor start
- AM/ FM/ CD audio system
- Aux socket and iPod USB connectivity
- Bluetooth
- Spare wheel
- Front power windows
- 2 speakers

#### SAFETY

- Driver airbag
- ABS with EBD
- Immobiliser
- Tyre pressure monitoring system

#### OPTIONS\*

- Glazing Pack
- Heat Pack
- Folding Mesh Partition Wall
- Rapid charger

\*Options available at an additional cost, restrictions on combinations apply

### ACENTA

#### IN ADDITION TO VISIA

#### EXTERIOR

- Electric door mirrors
- Fog lamps

#### CHARGING

- Rapid charger
- Battery cooler and heater

#### INTERIOR

- Steering switches for audio and hands free
- Cruise control
- Speed limiter

#### COMFORT AND CONVENIENCE

- Rear view camera
- Floor protector (cargo area)
- Auto A/C

#### SAFETY

- Side and passenger airbag

#### OPTIONS\*

- Glazing Pack
- Heat Pack
- Mesh partition wall (non-folding)
- Navigation

### TEKNA

#### IN ADDITION TO ACENTA

#### EXTERIOR

- Auto light system
- Automatic wipers

#### COMFORT AND CONVENIENCE

- Navigation

#### OPTIONS\*

- 15" alloy wheels
- Glazing Pack
- Heat Pack
- Mesh partition wall (non-folding)

\*Options available at an additional cost, restrictions on combinations apply

# NISSAN

## e-NV200 COMBI

With its new 40kWh battery capacity, the 100% electric 5 or 7-seater e-NV200 Combi is perfect for any growing family and a great choice for a more sustainable way of life. Take the whole family with you whilst enjoying the best of connectivity, comfort and Nissan Intelligent Mobility - all this with zero emissions whilst driving.

### VISIA

#### AVAILABLE WITH 5 OR 7 SEATS

##### EXTERIOR

- Tailgate
- Manual slide side doors
- Black bumpers
- Fixed side door window
- Daytime running lights

##### CHARGING

- 6.6kW on-board charger
- EVSE cable- 3 pin, 10 amp
- Mod 3 Type 2, 32A 7 pin cable
- Battery charging status indicator

##### INTERIOR

- Tonneau cover
- Luggage hooks
- Manual tilt adjustable steering wheel
- Steering wheel switches - audio and hands free
- Driver seat - slide and full reclining
- ISO FIX

##### COMFORT AND CONVENIENCE

- Nissan Intelligent Key
- Push motor start
- AM/ FM/ CD audio system
- Aux socket and iPod USB connectivity
- Bluetooth
- 5 seat Combi: spare wheel
- 7 seat Combi: tyre repair kit
- Front power windows
- 2 speakers

##### SAFETY

- Driver, passenger and curtain airbags
- ABS with EBD
- Immobiliser
- Tyre pressure monitoring system

##### OPTIONS\*

- Rapid Charger
- Heat Pack

\*Options available at an additional cost. Restrictions on combinations apply

### ACENTA

#### IN ADDITION TO VISIA (AVAILABLE WITH 5 OR 7 SEATS)

##### EXTERIOR

- Sliding side door window
- Electric folding door mirrors
- Fog lights

##### CHARGING

- Rapid charger
- Battery cooler and heater

##### INTERIOR

- Steering switches for audio and hands free
- Cruise control
- Speed limiter

##### COMFORT AND CONVENIENCE

- Auto A/C
- Rear view camera

##### OPTIONS\*

- Glazed french doors
- Heat Pack
- Navigation

### EVALIA

#### IN ADDITION TO ACENTA (AVAILABLE WITH 5 OR 7 SEATS)

##### EXTERIOR

- Body coloured bumpers
- Side door window with privacy glass
- LED headlights
- 15" Alloy wheels
- Privacy glass
- Auto lights and wiper

##### COMFORT AND CONVENIENCE

- Navigation
- Digital radio

##### OPTIONS\*

- Heat Pack

\*Options available at an additional cost. Restrictions on combinations apply

## COLOURS - VAN & COMBI



Alabaster White (S)



Starburst Silver (M)



Twilight Grey (M)



Metallic Black (M)



Flame Red (S)



Storm White (P)

## COLOURS - COMBI ONLY



Cayman Blue (P)

Solid Paint (S) Metallic Paint (M) Pearlescent Paint (P)

## TRIMS



Black Fabric (Van)



Grey Fabric (Combi)

## WHEELS



15" Steel Wheel



15" Alloy Wheel

# NISSAN e-NV200

	VAN	COMBI 5 SEAT		COMBI 7 SEAT	
		VISIA & ACENTA	EVALIA	VISIA & ACENTA	EVALIA
Doors	5 Doors	5 Doors	5 Doors	5 Doors	5 Doors
Seats	2	5	5	7	7
<b>PERFORMANCE</b>					
Autonomy (NEDC) combined	miles	170	170	170	170
Electricity consumption WLTP	Wh/miles	417	417	417	417
Seats		2	5	5	7
Autonomy (WLTP) Combined Cycle	miles	124	124	124	124
Autonomy (WLTP) City Cycle	miles	187	187	187	187
CO <sub>2</sub> emissions (combined)	g/Km	0	0	0	0
Maximum speed	mph	76	76	76	76
Acceleration 0-62 mph	sec.	14	14	14	14
<b>ENGINE</b>					
Engine code		EM57			
Electric motor type		AC synchronous			
Maximum engine power <sup>1</sup>	kW(PS)	80(109)/3008-10000rpm			
Maximum torque <sup>2</sup>	Nm	254			
Energy type		Electricity			
Ignition system / Intake system (Diesel)		Electronic			
<b>DRIVE TRAIN</b>					
Transmission type		RNIF61B			
Gear ratio		9.3010			
Driven Wheels		Front			
<b>DRIVE TRAIN</b>					
Type		Laminated lithium ion			
Voltage	V	Nominal voltage ; 360 V			
Capacity	kWh	40 kWh			
Number of cells		192			
Battery charging	kW	6.6kW			
Battery charging time	Hours	75 hour (Wallbox)* / 40 min with Quick Charge (option)*			
<b>CHARGER</b>					
On-board charger	kW	6.6kW			
Rapid charger capacity	kW	50kW (option)			
Charging cable (EVSE)		6m long - 3.5kg			
<b>CHASSIS</b>					
Suspension front		Independent Mac Pherson strut			
Suspension rear		Torsion beam axle with leaf spring		Torsion beam axle	
Steering		Electric power assisted			
Braking system		Electro Hydrostatic Actuator			
Front Brake		CLZ31VE φ283×28t			
Rear Brake		AD9VA+DS17 φ292×16t			
Wheel size		15" x 6.0J Offset:45			
Tyre size		185/65R15			
Minimum turning circle (wall to wall)	m	11.13			
Minimum turning circle (kerb to kerb)	m	10.6			

\* Time dependent on charging conditions, including Quick Charger type and condition, battery temperature and size as well as ambient temperature at point of use. Indicated semi-fast (home) charging time requires use of a 32A / 6.6kW (7kW) wall box. All charging times are shown for a 40kW battery.

	VAN	COMBI 5 SEAT		COMBI 7 SEAT		
		VISIA & ACENTA	EVALIA	VISIA & ACENTA	EVALIA	
<b>WEIGHTS, DIMENSIONS &amp; CAPACITIES</b>						
Gross vehicle weight (PTW)		kg	2220	2250	2250	2250
Curb weight	Min	kg	1515	1592	1592	1619
Maximum payload	Max	kg	705	658	658	631
Gross axle weight (PTW)	Front	kg	1070	1070	1070	1080
	Rear	kg	1150	1180	1180	1170
Permissible axle weight (PAW)	Front	kg	1180	1180	1180	1180
	Rear	kg	1200	1200	1200	1200
Maximum trailer capacity	Braked	kg	410	150	150	0
	Unbraked	kg	410	150	150	0
Maximum roof load		kg	100	100	100	100
<b>LUGGAGE / CARGO AREA DIMENSIONS</b>						
Maximum length		mm	2040	2040	2040	2040
Maximum width		mm	1500	1500	1495	1495
Maximum height		mm	1358	1358	1305	1305
Width between the wheelarches		mm	1220	1220	1220	1220
Load platform height (unladen)		mm	523.5	523.5	523.5	523.5
Cargo volume (maximum)	All seats upright	m <sup>3</sup>	4.2	1.9	1.9	0.6
	3rd row of seats folded	m <sup>3</sup>	N/A	N/A	N/A	1.5
	2nd row of seats folded	m <sup>3</sup>	N/A	3.1	3.1	N/A
	2nd and 3rd rows of seats folded	m <sup>3</sup>	N/A	N/A	N/A	2.3
Slide door	Width	mm	700	700	700	700
	Height	mm	1171	1171	1171	1171
Back door	Width	mm	1262	1262	1262	1262
	Height	mm	1228	1228	1228	1228
<b>OVERALL DIMENSIONS</b>						
Length		mm				4560
Width with mirrors		mm				2011
Width w/o mirrors		mm				1755
Height (unladen)		mm				1858
Wheelbase		mm				2725
Overhang	Front	mm				985
	Rear	mm				850
Track	Front	mm				1530
	Rear	mm				1530
Ground clearance (unladen)		mm				153.4

\*Figures in accordance with EC Directive. Kerb weight condition is without driver and including coolant, oils, fuels, spare wheel and tools. Pay load will be reduced depending on the options and/or accessories installed. <sup>2</sup>In accordance with 1999 <sup>3</sup>In accordance with UN/ECE Regulation 101



## PRICE LIST

Grade	Engine	Transmission	Basic Price	First Registration Fee	VAT	On the Road Price	Plug-in Van Grant (PIVG)	On the Road Price After PIVG
<b>VAN</b>								
VISIA	40kWh	Single Speed Automatic	£26,250	£55	£5,250	£31,555	£6,300	£25,255
ACENTA	40kWh	Single Speed Automatic	£28,250	£55	£5,650	£33,955	£6,780	£27,175
TEKNA	40kWh	Single Speed Automatic	£29,750	£55	£5,950	£35,755	£7,140	£28,615
<b>COMBI 5 SEAT</b>								
VISIA	40kWh	Single Speed Automatic	£27,250	£55	£5,450	£32,755	£3,500	£29,255
ACENTA	40kWh	Single Speed Automatic	£29,250	£55	£5,850	£35,155	£3,500	£31,655
EVALIA	40kWh	Single Speed Automatic	£30,750	£55	£6,150	£36,955	£3,500	£33,455
<b>COMBI 7 SEAT</b>								
VISIA	40kWh	Single Speed Automatic	£27,850	£55	£5,570	£33,475	£3,500	£29,975
ACENTA	40kWh	Single Speed Automatic	£29,850	£55	£5,970	£35,875	£3,500	£32,375
EVALIA	40kWh	Single Speed Automatic	£31,350	£55	£6,270	£37,675	£3,500	£34,175

Basic price excludes VAT. Basic price On The Road includes delivery to the dealership, number plates and £55 government first registration fee.  
 \*Government applied Plug-in Van Grant (referred to as 'Government Incentive') of 20% up to a maximum of £8,000 can be applied to e-NV200 Van sales and a grant of £3,500 can be applied to e-NV200 Combi sales.

## OPTIONS

	VAN			COMBI						BASIC £	VAT £	TOTAL £
	VISIA	ACENTA	TEKNA	5 SEAT			7 SEAT					
				VISIA	ACENTA	EVALIA	VISIA	ACENTA	EVALIA			
Glazing Pack (Glazed rear window, Glazed Side Window)	○	○	○							300	360	660
Heat Pack (Heated Seats, Heated Steering Wheel and electric heated mirrors)	○	○	○	○	○	○	○	○	○	250	300	550
Mesh partition wall	○	○	○							200	240	440
Rapid charger	○	●	●	○	●	●	○	●	●	1,150	1,380	2,530
Navigation	○	○	●		○	●		○	●	1,000	1,200	2,200
French doors	●	●	●		○			○		200	240	440
Solid Paint: Flame Red, Alabaster White	●	●	●	●	●	●	●	●	●	0	0	0
Metallic Paint: Starburst Silver, Twiigt Grey, Metallic Black	○	○	○	○	○	○	○	○	○	500	100	600
Metallic Paint: Cayman Blue				○	○	○	○	○	○	500	100	600
Pearlescent Paint: Storm White	○	○	○	○	○	○	○	○	○	650	130	780

Optional - ○ Standard - ●





Nissan. Innovation that excites.

visit our website at: [www.nissan.co.uk](http://www.nissan.co.uk)

Dealer stamp:

Follow Nissan e-NV200 on:



Every effort has been made to ensure that the content of this publication is correct at the time of going to press (February 2019). This brochure has been produced featuring prototype vehicles exhibited at motor shows. In accordance with the company's policy of continuously improving its products, Nissan International reserves the right to change at any time the specification and the vehicles described and shown in this publication. Nissan dealers will be informed of any such modifications as quickly as possible. Please check with your local Nissan dealer to receive the most up-to-date information. Because of the limitations of the printing processes used, the colours shown in this brochure may differ slightly from the actual colours of the paint and interior trim materials used. All rights reserved. Reproduction in whole or part of this brochure without the written permission of Nissan International is forbidden.

Part Number: 99999-54384 Printed in the UK

[REQUEST A TEST DRIVE](#)